

# **Childrens Court of Queensland**

**Annual Report 2015 - 2016**

# Contents

PRESIDENT'S OVERVIEW .....	1
General .....	1
Youth justice trends summary.....	2
Activities and consultations .....	2
Court Case Management Committee .....	3
Childrens Court Committee.....	4
Legislative Matters .....	4
Seventeen year olds .....	5
Thanks .....	5
EXPLANATORY NOTES.....	6
Definitions .....	6
Interpreting the data .....	9
SUMMARY .....	11
Juvenile defendants by court level.....	11
Young Aboriginal and Torres Strait Islander people .....	14
Charges against juveniles by court level.....	15
Penalties received by juvenile offenders .....	16
Cautions .....	17
Youth justice conferencing.....	17
THE COURTS .....	20
Time elapsed to finalise court proceedings.....	20
Childrens Court of Queensland.....	20
Applications for bail .....	22
Appeals.....	22
Applications for parentage orders .....	23
Magistrates Court.....	24
Applications for child protection orders under the <i>Child Protection Act 1999</i> .....	26
Supreme and District Courts.....	27
SUPERVISED YOUTH JUSTICE ORDERS .....	29
Community supervision.....	32
Youth detention .....	34
Remand in custody.....	38
VICTIMS OF JUVENILE OFFENDERS.....	39
APPENDIX.....	41
Detailed tables .....	41

## Tables and graphs

Table 1	Juvenile defendants <sup>(a)</sup> by court level of final disposition <sup>(b)</sup> , Queensland, 2014–15r to 2015–16 .....	11
Table 2	Distinct young people with a charge disposed of <sup>(a)</sup> in a Queensland court, by age .....	12
Table 3	Proportion of distinct young people with a charge disposed of <sup>(a)</sup> in a Queensland court, by sex.....	12
Table 4	Rate of young people with a charge disposed of <sup>(a)</sup> in a Queensland court per 1,000, by Indigenous status.....	14
Table 5	Charges against juveniles by court level of final disposition <sup>(a)</sup> , Queensland, 2014–15r and 2015–16.....	15
Table 6	Juvenile offenders <sup>(a)</sup> by most serious penalty, Queensland, 2014–15r and 2015–16.....	16
Table 7	Juvenile offenders <sup>(a)</sup> proceeded against by caution, by offence type, Queensland, 2014–15r and 2015–16.....	17
Table 8	Offences for which young people were proceeded against by community conference, by offence type, 2014–15 and 2015–16 .....	18
Table 9	Average number of days <sup>(a)</sup> to finalise youth justice proceedings, by court type..	20
Table 10	Childrens Court of Queensland: Juvenile defendants <sup>(a)</sup> disposed of by age, Queensland, 2014–15r and 2015–16 .....	20
Table 11	Childrens Court of Queensland: Charges against juveniles disposed of by offence type, Queensland, 2014–15r and 2015–16 .....	21
Table 12	Childrens Court of Queensland: Juvenile offenders <sup>(a)</sup> by most serious penalty, Queensland, 2014–15r and 2015–16 .....	21
Table 13	Applications for bail to the Childrens Court of Queensland, 2012–13, 2013–14, 2014–15 and 2015–16 <sup>(a)(b)</sup> .....	22
Table 14	Appeals to Childrens Court of Queensland, 2011–12 to 2015–16, Department of Child Safety as respondent <sup>(a)(b)(c)</sup> .....	22
Table 15	Appeals <sup>(a)</sup> lodged pursuant to s222 of the <i>Justices Act 1886</i> , by court location and financial year, 2011–12 to 2015–16 .....	23
Table 16	Originating applications to Childrens Court of Queensland for Surrogacy Act parentage orders <sup>(a)</sup> , 2011–12 to 2015–16 <sup>(b)(c)</sup> .....	23
Table 17	Magistrates Court: Juvenile defendants <sup>(a)</sup> by method of finalisation, Queensland, 2014–15r and 2015–16.....	24
Table 18	Magistrates Court: Charges against juveniles by method of finalisation, Queensland, 2014–15r and 2015–16 .....	24
Table 19	Magistrates Court: Charges against juveniles disposed of <sup>(a)</sup> by offence type, Queensland, 2014–15r and 2015–16 .....	25
Table 20	Magistrates Court: Juvenile offenders <sup>(a)</sup> by most serious penalty, Queensland, 2014–15r and 2015–16.....	25
Table 21	Applications for child protection orders <sup>(a)</sup> , 2011–12 to 2015–16 .....	26
Table 22	Supreme and District Courts <sup>(a)</sup> : Juvenile defendants <sup>(b)</sup> disposed of, by age, Queensland, 2014–15r and 2015–16 .....	27
Table 23	Supreme and District Courts <sup>(a)</sup> : Charges against juveniles disposed of, by offence type, Queensland, 2014–15r and 2015–16 .....	27
Table 24	Supreme and District Courts <sup>(a)</sup> : Juvenile offenders <sup>(b)</sup> by most serious penalty, Queensland, 2014–15r and 2015–16 .....	28
Table 25	Age of juvenile offenders commencing a supervised youth justice order .....	29
Table 26	Rate of young people aged 10–17 years on a supervised youth justice order per 1,000, by Indigenous status.....	31
Table 27	Supervised youth justice orders commenced <sup>(a)</sup> by juvenile offenders, by order type .....	31
Table 28	Supervised youth justice orders commenced by juvenile offenders in 2014–15: type of order by completion status as at 30 June 2016 <sup>(a)</sup> .....	32
Table 29	Supervised youth justice orders commenced by juvenile offenders: type of order by completion status as at 30 June of the following period <sup>(a)</sup> .....	32
Table 30	Rate of young people in youth detention per 10,000, by Indigenous status .....	36
Table 31	Detention orders by custody status at time of sentencing.....	38

Figure 1	Distinct young people aged 10–17 years with a charge disposed of <sup>(a)(b)</sup> in a Queensland court.....	11
Figure 2	Percentage of proven offences <sup>(a)(b)</sup> accounted for by juvenile offenders in 2014–15.....	13
Figure 3	Ten year comparison <sup>(a)</sup> of number of juvenile defendants <sup>(b)</sup> disposed of <sup>(c)</sup> in all Queensland Courts <sup>(d)</sup> .....	13
Figure 4	Percentage of young people aged 10–17 years with a charge disposed of <sup>(a)</sup> in a Queensland court, by Indigenous status <sup>(b)</sup> .....	14
Figure 5	Ten year comparison <sup>(a)</sup> of number of charges <sup>(b)</sup> against juvenile defendants disposed of <sup>(c)</sup> in all Queensland courts <sup>(d)</sup> .....	15
Figure 6	Number of distinct juvenile offenders aged 10–17 years commencing a supervised youth justice order <sup>(a)(b)</sup> .....	29
Figure 7	Percentage of juvenile offenders aged 10–17 years commencing a supervised youth justice order, by sex.....	30
Figure 8	Percentage of juvenile offenders commencing a supervised youth justice order, by Indigenous status <sup>(a)</sup> .....	30
Figure 9	Average daily number of young people in youth detention <sup>(a)</sup> .....	34
Figure 10	Average daily number of young people in youth detention, by sex.....	35
Figure 11	Percentage of average daily number of young people in youth detention, by Indigenous status <sup>(a)</sup> .....	36
Figure 12	Total daily number of young females in youth detention, 1 July 2011 to 30 June 2015.....	37
Figure 13	Average daily number of young people in youth detention, by legal status.....	38
Figure 14	Victims of acts intended to cause injury by juvenile offenders, by age and sex of victim, 2014–15.....	39
Figure 15	Victims of sexual assault and related offences by juvenile offenders, by age and sex of victim, 2014–15.....	40

# PRESIDENT'S OVERVIEW

## General

Once again, this year's Annual Report contains a variety of new data introduced in last year's report. Again, I am grateful for the work undertaken by the officers of the Queensland Government Statistician's Office (Queensland Treasury) and the Department of Justice and Attorney-General (DJAG) in that regard.

Again included in the report are tables concerning juvenile justice trends over the last ten years. They are tables concerning the number of "juvenile defendants disposed of" by the courts and the number of charges against juveniles disposed of by the courts. As indicated in last year's report, the total figure of "juvenile defendants disposed of" does not relate to individual juveniles. There is a table (Table 2) which sets out the number of distinct young people "disposed of" during the year. In 2015–16, whilst there were 6,774 juveniles disposed of in all Queensland courts (an increase of 1.5% from 2014–15), there were 3,742 individuals involved (a 0.9% increase from last year). Charges disposed of include those that were proven, dismissed or withdrawn. In 2015–16, 85.4% (Table 6) of juvenile defendants before the courts were found guilty or pleaded guilty.

In 2015–16, ten percent of juvenile offenders were responsible for 42% of all proven offences (Figure 2). As commented on previously, this represents a number of persistent offenders who commit multiple offences. It is this identifiable group to which attention must be given in attempts to rehabilitate if a significant decrease in offending is to be achieved. The number of detention orders made against juvenile defendants fell from 161 in 2014–15 to 122 in 2015–16. In addition, a further 414 were sentenced to immediate/conditional release orders. The number of supervised youth justice orders commenced was 1,726, a fall of 2% from the previous year (Figure 6).

Aboriginal and Torres Strait Islander juveniles continue to be grossly overrepresented. In 2015–16 young indigenous people accounted for 44% of young people with a charge disposed of in a Queensland court, a slight increase from the previous year (Figure 4). That figure shows a slightly upward rise over the last five years. Aboriginal and Torres Strait Islander juveniles were ten times more likely as other juveniles to have a charge disposed of in a Queensland court. The overrepresentation is even more stark in relation to juveniles held in detention. Two out of every three young people in youth detention on an average day are indigenous. That percentage has increased from 63% in 2011–12 to 69% in 2015–16. Many of those held in youth detention are on remand usually because of continued reoffending, a lack of family support and unsuitable residential alternatives. More should be done to provide facilities other than detention centres for those on remand.

The average daily number of young people in youth detention was 186 in 2015–16 compared to 169 in 2014–15 (Figure 9). The average daily number of young people in youth detention on remand increased to 145 per day compared with 132 in the previous year (Figure 13). The majority of young people in youth detention are held on remand, with the proportion increasing from 64% to 78% over the last five years. This is a major concern, particularly in the light of the average time taken to finalise proceedings (49 days in the Magistrates Court and 349 days in the Childrens Court of Queensland (Table 9)). Of all detention orders made in 2015–16, 44% resulted in the young person being released from court following sentencing with no time remaining to serve in custody (Table 31).

In May 2016, under the auspices of Youth Justice, DJAG, the Childrens Court Committee was formed to address the problems of delay in resolution of matters in the Childrens Court, and the large proportion of juveniles in detention remand. Hopefully, that Committee will address systemic issues to make the youth justice system more effective and efficient.

## Youth justice trends summary

There was an overall increase of 1.5% in the number of juveniles whose cases were disposed of in all Queensland courts in 2015–16 from the previous year (from 6,676 to 6,774). As noted above, that figure includes cases where charges were withdrawn or acquittals were entered. The number of individual young people dealt with increased from 3,709 to 3,742. There was an overall decrease in the number of charges against juveniles from 25,177 to 25,089 (0.4%) (Table 5). Again, these figures include charges which were withdrawn or acquittals entered.

The Childrens Court of Queensland disposed of 1,604 charges against 306 defendants in 2015–16, a decrease of 5% in the number of defendants from the previous year. There was a 13.1% decrease in the number of charges dealt with (1,845 in 2014–15). The Magistrates Court dealt with 6,757 juvenile defendants, an increase of 1.6% from the previous year. There were also 301 juvenile defendants committed to a higher court (a decrease of 3.8%). There was a 1.9% increase in the number of charges dealt with in the Magistrates Court (from 24,397 to 24,861). Of those, 1,421 charges were committed to a higher court. The Magistrates Court disposed of 95.3% of juvenile defendants in 2015–16.

In relation to community-based orders commenced in 2014–15, the majority were successfully completed by the end of 2015–16 (67% of probation orders and 71% of community service orders). In relation to court-ordered graffiti removal orders, 83% were successfully completed. Approximately one quarter of probation orders and community service orders, and almost half of all conditional release orders, were subject to breach action on or before 30 June 2016.

With the abolishment of sentence reviews by legislative amendment commencing 28 March 2014, the only avenue for sentence appeals was pursuant to s222 of the *Justices Act 1886*. In 2015–16, 25 such appeals were heard. This compared to 73 sentence reviews in 2011–12, 53 in 2012–13 and 37 in the part year 2013–14. In my view, this again demonstrates that the cumbersome s222 process was not being utilised. The Government has passed legislation to reintroduce sentence reviews from 1 July 2016.

Cautions administered by the Queensland Police Service decreased by 1.6% from 2014–15 (from 11,080 to 10,905). In contrast, 6,774 juvenile defendants were disposed of in court in the same period.

In 2015–16, the youth justice conferencing program received a total of 841 referrals (a 6% decrease from the previous year). These were referrals by the Queensland Police Service. The ability of a court to refer to youth justice conferencing was discontinued in January 2013. (See my comments in previous Annual Reports). The Government has passed legislation to reintroduce court ordered youth justice conferencing from 1 July 2016.

There were 3,979 applications for child protection orders lodged in the Magistrates Court, an increase of 409 from the previous year. There were 14 appeals in relation to child protection orders to the Childrens Court of Queensland in 2015–16, an increase from 12 the previous year.

## Activities and consultations

On 15 July 2015 I participated in the Queensland Youth Justice Forum hosted by the School of Criminology and Criminal Justice, Griffith University and Restorative Justice Practices International. The principal speaker was Judge Andrew Becroft, Principal Youth Court Judge, New Zealand, who spoke of the New Zealand youth justice system specifically in relation to diversion from the court system and family group conferences.

On 17 August 2015, I wrote to the Acting Director of Public Prosecutions at the request of the Deputy Chief Magistrate and Childrens Court Magistrate, about a perceived issue of delays in the presentation of indictments against juveniles. The Acting Director responded on 21 August 2015, noting that his staff are encouraged to prepare and present indictments as soon as is practicable in all the circumstances. Indications were that the presentation of

indictments in the Childrens Court was, on average, three months after the committal. The time taken would continue to be monitored.

From 21 to 25 September 2015, I attended the annual meeting of the South Pacific Council of Youth and Childrens Courts (SPCYCC) in Canberra. As reported in previous Annual Reports, the charter of the Council is to support the development of youth justice and child protection systems, and the maintenance of law in the region. Details of the Council, its charter and its role can be found at the SPCYCC website (<http://www.spcycc.org/>). The topics covered at the meeting included childhood development, internet safety, the impact of violence, restorative justice, substance abuse, adolescent mental health, and police diversions. The attendees came from Western Australia, New South Wales, Tasmania, South Australia, the Northern Territory, the ACT, New Zealand, Samoa, Vanuatu, the Solomon Islands, Tuvalu, Kiribati and UNICEF. The 2016 meeting will be held in Victoria. Attendance at the meeting was funded from my Jurisprudential Allowance.

On 3 November 2015, I met with officers of Youth Justice in relation to proposed legislative amendments and the announced reintroduction of court ordered referrals to Youth Justice Conferencing.

On 30 November 2015, I wrote to Auscript about delays in the provisions of transcript of sentence proceedings in the Magistrates Court in relation to s222 Justices Act appeals before the Childrens Court of Queensland.

In December 2015 I responded to an invitation from the Legal Affairs and Community Safety Committee of the Queensland Parliament to make submissions about the Youth Justice and Other Legislation Amendment Bill 2015. I noted that, because of my position as a judicial officer, I was constrained in making submissions about policy decisions were a matter for the Parliament. I referred the Committee to comments in my last Annual Reports.

For the same reason, I also declined to make submissions on the issues paper Proposed Reform to the Youth Justice Act 1992 and Childrens Court Act 1992 and the discussion paper Youth Justice Reform released by Youth Justice, DJAG in January 2016.

On 17 February 2016, I presented a paper on Childrens Court issues to the 2016 Childrens Court Magistrates Conference.

Throughout 2015–16, I continued to chair meetings of the Court Case Management Committee and in May 2016, I agreed to chair the Childrens Court Committee proposed by Mr Sean Harvey, Assistant Director-General, Youth Justice, DJAG.

## **Court Case Management Committee**

As reported in the previous two year's Annual Reports, I continued to chair the Court Case Management Committee which was established to formulate a case management process to expedite child protection matters in the Magistrates Court.

The Committee comprised the Chief Magistrate, the Deputy Chief Magistrate and Childrens Court Magistrate, representatives of the Crown Solicitors Office, the Supreme, District and Land Court Service, DJAG officers, a representative of the Department of Communities, Child Safety and Disability Services, and representation from the Law Society, Legal Aid Queensland, the Public Guardian, the Queensland Aboriginal and Torres Strait Islander Child Protection Peak, and the Aboriginal and Torres Strait Islander Legal Service.

The Committee met several times during the year. In 2014, the Committee had provided two interim reports to the Director-General, DJAG, proposing a case management framework consisting of new Childrens Court Rules, a series of Practice Directions, a new bench book for the assistance of Magistrates, and various legislative amendments.

On 3 December 2015, I responded on behalf of the Committee to the Attorney-General and Minister for Justice in relation to a request for comment on the Director of Child Protection

Litigation Bill 2016 and the Child Protection Reform Amendment Bill 2016. I noted that a number of the provisions reflected the recommendations of the Committee in the two Interim Reports. There was also one specific provision on which the Committee commented.

At the meetings during 2015–16, the Committee considered the draft Childrens Court Rules prepared by DJAG. In April 2016, I formally responded to the Director-General, DJAG, with the Committee's comments.

On 26 May 2016, I approved the Children's Court Rules 2016. The *Child Protection Litigation Act 2016* and the *Child Protection Reform Amendment Act 2016* were passed by the Parliament with a commencement date of 1 July 2016. The Childrens Court Rules 2016 commenced on the same date.

On 16 June 2016, I approved new and amended forms under the Childrens Court Rules 2016.

On 1 July 2016, I issued Practice Direction Number 1 of 2016 in relation to the Director of Child Protection Litigation and an address for service on the Director in relation to child protection matters.

I acknowledge the assistance given to the Committee by Ms Sue Johnson, consultant, and Ms Maryanne May and Ms Danielle Palmer, Legal Officers in the Chief Magistrates Office.

The work of the committee contributed to the new child safety court procedures which came into force on 1 July 2016.

## **Childrens Court Committee**

At a meeting on 4 May 2016 with Assistant Director-General Sean Harvey, Youth Justice, DJAG, and members of his staff, I agreed to chair a Childrens Court Committee. The aim of the Committee is to improve the effectiveness of Queensland's youth justice system by addressing delays, reducing the number of young people on remand and modernising the system. The terms of reference for the Committee included analysing and evaluating the current Childrens Court Criminal Justice System and considering systemic change in relation to committals, remand time frames, indictment presentation timeframes, the legal representation of young people, and the sentencing regime.

The first meeting of the Committee took place on 16 June 2016. The attendees were the Deputy Chief Magistrate and the Childrens Court Magistrate, the Director of Public Prosecutions, the Assistant Director-General (Youth Justice) and officers of his Department, and representatives from the Bar Association of Queensland, the Queensland Law Society, Legal Aid Queensland, the Aboriginal and Torres Strait Islander Legal Service and the Youth Advocacy Centre. The secretariat was provided by Youth Justice.

It was resolved that representatives from the Queensland Police Service and the Department of Communities, Child Safety and Disability Services also be invited to become members of the Committee.

The business of the Committee is ongoing.

## **Legislative Matters**

On 18 June 2016, the Parliament of Queensland passed the *Youth Justice and Other Legislation Amendment Act (No 1) 2016* and the *Youth Justice and Other Legislation Amendment Act (No 2) 2016*. Both commenced on 1 July 2016.

The amendments included reinstating the principle that a detention order and detaining a child in custody for an offence should only be imposed as a last resort and for the shortest appropriate period, abolishing the offence of committing an offence on bail, reinstating restrictions on publishing identifying particulars of young people in the youth justice system



with specific exceptions, reinstating sentence reviews, reinstating an expanded youth justice conferencing program, the introduction of a restorative justice order as a sentencing option, and increasing the age at which young people in detention are transferred to an adult prison and allowing a court on application to delay the transfer by six months. The legislation introduced a statutory bar to ensure young people do not stay in youth detention beyond turning 18 years and 6 months. The sentencing option of boot camp orders (including mandatory boot camp orders) was also abolished.

I congratulate the Government on restoring these matters of balance into the Youth Justice System. As the 10 year trend lines demonstrate, there has been no dramatic increase in youth offending in the period from 2006–07 to warrant the previous draconian measures.

### **Seventeen year olds**

During the reporting period, there was no move to amend the age of a child for the purpose of the criminal law to 18 in line with Australia's obligations under the United Nations Conventions on the Rights of the Child. (See my comments in the Childrens Court Annual Report 2010–11).

Recently, the Government announced that legislation would be introduced to move 17 year olds to the youth justice system.

### **Thanks**

I would like to thank the Judges of the Childrens Court for their assistance in managing the workload of the Childrens Court. During 2015–16, Judges Moynihan and Horneman-Wren were appointed Judges of the Childrens Court.

I again thank the Magistrates for their work in this area. The Magistrates across the state perform over 90% of the judicial work in the youth justice system. It should be noted that the Magistrates Court is developing specialist Childrens Court Magistrates across the state rather than having only the one in Brisbane.

I thank the court and registry staff for the contribution they make to the youth justice system.

Again, it is appropriate to recognise the dedication of others involved in the youth justice system, including staff in the Office of Director of Public Prosecutions (Qld), Legal Aid Queensland, the Aboriginal and Torres Strait Islander Legal Service, the Youth Advocacy Centre, the Child Practitioners' Association of Queensland, and other youth advocacy workers, the officers and volunteers of Protect All Children Today, as well as officers from the Department of Justice and Attorney-General, particularly Youth Justice and Strategic Policy.

I wish to record my thanks for the work done by the members of the Court Case Management Committee.

Finally, I wish to thank the officers of the Performance Reporting and Business Application Support Reform and Support Services (DJAG) and the Queensland Government Statistician's Office (Queensland Treasury) for their assistance in the preparation of this report.

Michael Shanahan  
President  
**Childrens Court of Queensland**

## EXPLANATORY NOTES

**Background** Caution should be used in comparing the data in this report to those published in earlier reports, as changes in the scope of the court statistics occur from time to time.

**Reference period** The statistics in this report focus on the financial year 1 July 2015 to 30 June 2016. Where possible, data from the previous financial year, and in some cases the previous nine years, are provided for comparison.

**Data collection** Statistical information used in this report has been collected and prepared by the Queensland Government Statistician's Office, Queensland Treasury, from operational data collected by courts staff in all criminal courts in Queensland; juvenile caution and victims data from the Queensland Police Service; and youth justice data from the Department of Justice and Attorney-General's Youth Justice Services.

Records in the Courts database are regularly updated as new cases are included and input errors are detected and rectified. This constant updating and data verification may result in a slight variance of figures over time.

The Childrens Court of Queensland Annual Report uses counting rules prescribed by the Australian Bureau of Statistics (ABS). The Magistrates Court Annual Report uses Report on Government Services (RoGS) counting rules as prescribed by the Australian Government Productivity Commission. The differences in the counting rules make the two reports incomparable. The main difference is the unit counted in the RoGS counting rules is lodgements, which gives a measure of workload, while the unit counted in the ABS counting rules is dispositions, which gives a measure of results.

Further information regarding the counting rules is available from the following websites:

Australian Bureau of Statistics: [www.abs.gov.au](http://www.abs.gov.au)  
Report on Government Services: [www.pc.gov.au/gsp/rogs](http://www.pc.gov.au/gsp/rogs)

**Symbols used in tables**

—	nil
. .	not applicable
r	revised

## Definitions

**caution** an official warning given at police discretion to juveniles as an alternative to a charge.

**charge** a formal accusation of an offence.

**child** see *juvenile*.

**Childrens Court** The Childrens Court is a special court which deals with Magistrates Court matters involving juveniles. (For the purposes of this report, Magistrates Court is the term used.) It is presided over by a Childrens Court magistrate.

<b><i>Childrens Court of Queensland</i></b>	an intermediate court created to deal with juveniles charged with serious offences, child safety appeals pursuant to s117 of the <i>Child Protection Act 1999</i> and applications under the <i>Surrogacy Act 2010</i> . It is presided over by a Childrens Court judge, who is also a judge of the District Court of Queensland.
<b><i>Childrens Court judge</i></b>	a District Court judge appointed to the Childrens Court (s3, <i>Childrens Court Act 1992</i> ).
<b><i>Childrens Court magistrate</i></b>	a magistrate appointed to the Childrens Court (s3, <i>Childrens Court Act</i> ).
<b><i>committal</i></b>	referral of a case from a Magistrates Court to a higher court for trial or sentence.
<b><i>Court of Appeal</i></b>	the Supreme Court sitting in judgement on an appeal.
<b><i>defendant</i></b>	a person charged with a criminal offence. A person is counted as a defendant more than once if disposed of more than once during the reference period.
<b><i>disposition</i></b>	the ultimate finalisation and clearing of all matters to do with a defendant (for instance by a guilty finding and sentence, discharge or withdrawal, but not by committal or transfer to another court).
<b><i>District Court of Queensland</i></b>	a court constituted by a District Court judge (s3, <i>Childrens Court Act</i> , and s5, <i>District Court of Queensland Act 1967</i> ). A District Court Judge who does not have a commission as a Childrens Court Judge has jurisdiction to deal with a juvenile in circumstances where a Childrens Court Judge is not available. Matters involving juveniles can be heard in the adult District Court if the juvenile is charged as an adult, or in other special circumstances, such as when a juvenile is co-accused with an adult, in accordance with guidelines set down in the <i>Childrens Court Act</i> and the <i>Youth Justice Act</i> .
<b><i>ex officio indictment</i></b>	an indictment presented to a higher court by the Director of Prosecutions without a committal.
<b><i>guilty finding</i></b>	a determination by the court or as a result of a guilty plea that a defendant is legally responsible for an offence.
<b><i>juvenile</i></b>	a person who has not reached 17 years of age. (A person who has attained 17 years may be dealt with as a juvenile if the offence with which he or she is charged was committed before the age of 17 years).
<b><i>Magistrates Court</i></b>	a court of summary jurisdiction constituted by a magistrate or, in some circumstances, by two Justices of the Peace.
<b><i>offence</i></b>	an act or omission which renders the person doing the act or making the omission liable to punishment.
<b><i>offence type</i></b>	a category within a classification describing the nature of the offence; the Queensland extension of the Australian and New

Zealand Standard Offence Classification (QASOC 2008) is used in this report.

**offender**

a juvenile who has been found, or has pleaded, guilty of an offence.

**penalty**

a term of imprisonment or detention, fine or other payment, community service or supervision, surrender of licence or other imposition ordered by the court as part of the punishment of an offender after a guilty finding.

*detention order* a custodial penalty placing a juvenile in a youth detention centre.

*boot camp order* an order suspending a detention order upon a child, who is aged 13 years or above, entering a boot camp program for a period of at least three months but not more than six months. Such an order requires one month placement at a boot camp centre and the remainder as a period of community supervision.

*boot camp (vehicle offences) order* an order made in relation to a child who is aged 13 years or above, who usually resides in an area prescribed by regulation and who is a recidivist vehicle offender. The provisions in relation to a “boot camp order” apply.

*conditional release order* suspension by the sentencing court of a detention order against a juvenile offender conditional on participation in a program of up to three months.

*intensive supervision order* is a sentencing option for young people who have been found guilty of an offence that if committed by an adult would make them liable to imprisonment.

*community service order* a supervision penalty requiring an offender to perform a specified number of hours of unpaid community work.

*graffiti removal order* an order made against a child aged 12 years or above who is found guilty of a graffiti offence, to perform graffiti removal service for a specified number of hours.

*probation order* a penalty allowing freedom under supervision for a specified period, conditional upon compliance with the terms of the order.

*fine* a monetary penalty requiring an offender to make a payment of a specified sum to the Crown.

*good behaviour order* a penalty where an offender is ordered to be of good behaviour for a specified period and where a breach thereof may be taken into account if the juvenile re-offends during the period of the order.

*reprimand* a formal reproof given by the court to a juvenile offender upon a guilty finding.

**sentence**

the determination by a court of the punishment to be imposed on a person who has been found guilty or has pleaded guilty.

<b><i>serious offence</i></b>	an offence that, if committed by an adult, would make the adult liable to imprisonment for life or for 14 years or more (s8, Youth Justice Act).
<b><i>Supreme Court of Queensland</i></b>	the highest court in the Queensland judicial system (with unlimited jurisdiction and dealing with murder, attempted murder, manslaughter and the most serious drug offences).
<b><i>trial (criminal)</i></b>	a hearing (in a District or Supreme Court) before a judge sitting with a jury or (in the Childrens Court of Queensland) by a judge alone to determine the guilt of a defendant charged with an offence.
<b><i>youth justice conferencing</i></b>	a diversionary option based on restorative justice principles whereby the police can divert young offenders from the court system. The victim of an offence has the right to veto any conference.

## **Interpreting the data**

<b><i>Breach of juvenile justice orders</i></b>	<p>A juvenile found to have breached the conditions of a juvenile justice order (i.e. conditional release, probation, community service and good behaviour orders) will appear in court for re-sentencing for the offence for which the order was originally made (Youth Justice Act). Therefore, as such breaches are not criminal offences, juveniles appearing for re-sentencing have been excluded from the data in this report.</p> <p>In 2015–16, 438 defendants appeared in Queensland courts for breach of juvenile justice orders compared with 6,774 appearing for criminal offences.</p> <p>Breaches of justice orders which are criminal offences have been included in the court statistics (for example those related to escaping custody, breach of bail, or domestic violence protection orders).</p>
<b><i>Recording of ages</i></b>	Where possible, age has been calculated from the date of birth of the defendant to the date of finalisation.
<b><i>Most serious penalty</i></b>	Offenders may receive more than one type of penalty. Tables in this report show the number of offenders by their most serious penalty. For example, a person ordered to be detained and also placed on probation is counted in the “Detention” row only, because it is the more serious penalty.
<b><i>Percentage totals</i></b>	In tables in this report, constituent percentages may not add to 100% due to rounding to one decimal place.
<b><i>Classification of offences</i></b>	This report shows the classification of charges by “offence type”. The offence classification used is based on the Queensland extension of the Australian and New Zealand Standard Offence Classification (QASOC) 2008. Offences are first classified into one of sixteen divisions using QASOC 2008, then the National Offence Index (2009) is applied to establish an order of seriousness. These divisions are further broken down into offence types.

Detailed tables contain figures for all offence types. Summary tables in the body of the text give figures for all categories at the higher level and those at the lower level that are of particular interest.

Miscellaneous offences contain those that involve the breach of statutory rules or regulations that are not explicitly dealt with in any other division, for example harassment, public health and safety offences, or commercial regulations.

***Caution***

On a crime report, a caution is counted once only for each type of offence committed by an offender. Thus, a person cautioned for three property damage offences will only be counted once for that offence type, and a person cautioned for one burglary offence and one property damage offence will be counted twice, once for each offence type. The total number of cautions recorded is therefore less than the total number of offences for which offenders were cautioned.

***Imprisonment***

As a general rule, there is no power of imprisonment as opposed to detention under the Youth Justice Act. In rare cases, however, the power of imprisonment exists. For example, if a person commits a crime as a child, absconds and is arrested pursuant to warrant after attaining the age of 18, the court is empowered in an appropriate case to impose imprisonment by way of penalty (see Youth Justice Act, s140).

***Juvenile defendants disposed of versus distinct young people disposed of***

In this report, the Queensland courts and Youth Justice use different terms to explain volume counts. With courts data, a person is counted as a defendant more than once if disposed of more than once during the reference period. Whereas, a distinct young person in Youth Justice is counted only once regardless of how many times the young person had a charge disposed of in the reference period.

## SUMMARY

### Juvenile defendants by court level

There were 6,774 juvenile defendants disposed of in all Queensland courts in 2015–16, an increase of 1.5% from 6,676 in 2014–15. The number of defendants in the Magistrates Court increased by 118 (1.9%). Over the same 12-month period in the Childrens Court of Queensland, the number decreased by 16 (5.0%).

In 2015–16, the Magistrates Court disposed of 95.3% of juvenile defendants, the Childrens Court of Queensland 4.5%, and the District Court the remaining 0.2%. No juvenile defendants were dealt with in the Supreme Court in this period (Table 1).

**Table 1 Juvenile defendants<sup>(a)</sup> by court level of final disposition<sup>(b)</sup>, Queensland, 2014–15r to 2015–16**

Court Level	2014–15r		2015–16		Change
	number	%	number	%	%
Magistrates	6,338	94.9	6,456	95.3	1.9
Childrens Court of Queensland	322	4.8	306	4.5	–5.0
District	11	0.2	12	0.2	9.1
Supreme	5	0.1	–	0.0	–100.0
<b>Total</b>	<b>6,676</b>	<b>100.0</b>	<b>6,774</b>	<b>100.0</b>	<b>1.5</b>

(a) A person is counted as a defendant more than once if disposed of more than once during the reference period.

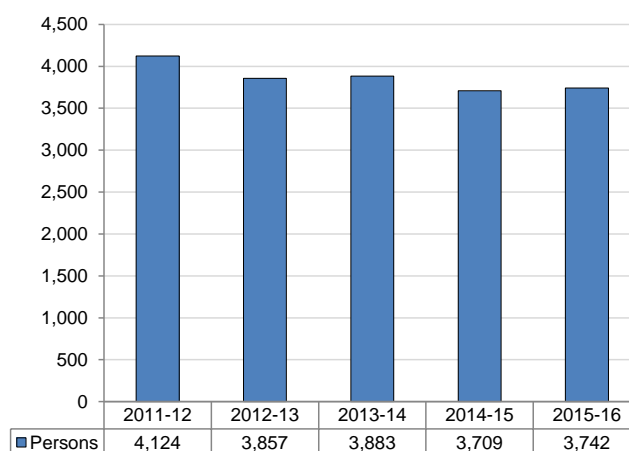
(b) A defendant is disposed of when all the charges against him/her are proved or dismissed or withdrawn. Juveniles committed from a Magistrates Court are disposed of at a higher court and are counted here only at that level.

Source: Courts Database, Queensland Government Statistician's Office, September 2016

Following the pattern of previous years, males accounted for 74.0% of all finalised defendant dispositions in 2015–16. Fifteen to sixteen year olds represented 54.1% of all defendants, with a further 18.2% aged 14 years. (For more detail refer to Appendix Table 12).

In 2015–16, there were 3,742 distinct young people aged 10 to 17 years who had a charge disposed of in a Queensland court (Figure 1). This represents a 0.9% increase from the previous year.

**Figure 1 Distinct young people aged 10–17 years with a charge disposed of<sup>(a)(b)</sup> in a Queensland court**



(a) These figures are based on first disposition of charges only (i.e. they exclude re-sentenced offences).

(b) Charges disposed of include those that were proven, dismissed or withdrawn.

Source: Youth Justice Services, Department of Justice and Attorney-General

Young people aged 16 years were consistently the largest single age group with a charge disposed of in a Queensland court, accounting for around one-third of all young people in any given period (Table 2). Those aged 15 years accounted for a quarter of all young people. Apart from some year to year variations, the overall proportions for single age groups with a charge disposed of have remained relatively unchanged over the five periods.

**Table 2 Distinct young people with a charge disposed of<sup>(a)</sup> in a Queensland court, by age**

Age <sup>(b)</sup>	2011–12	2012–13	2013–14	2014–15	2015–16
10	24	17	19	22	18
11	40	60	58	51	69
12	137	109	140	157	157
13	326	322	306	317	341
14	608	614	590	600	646
15	1,031	948	957	870	921
16	1,407	1,233	1,322	1,235	1,158
17	551	554	491	457	432
<b>Total</b>	<b>4,124</b>	<b>3,857</b>	<b>3,883</b>	<b>3,709</b>	<b>3,742</b>

(a) Charges disposed of include those that were proven, dismissed or withdrawn.

(b) Age is reported as at the earliest disposition per person per financial year.

Source: Youth Justice Services, Department of Justice and Attorney-General

Young males continue to outnumber young females, accounting for around three-quarters of all young people with a charge disposed of (Table 3).

**Table 3 Proportion of distinct young people with a charge disposed of<sup>(a)</sup> in a Queensland court, by sex**

Sex	2011–12	2012–13	2013–14	2014–15	2015–16
Female	25%	25%	26%	27%	27%
Male	75%	75%	74%	73%	73%
<b>Total</b>	<b>100%</b>	<b>100%</b>	<b>100%</b>	<b>100%</b>	<b>100%</b>

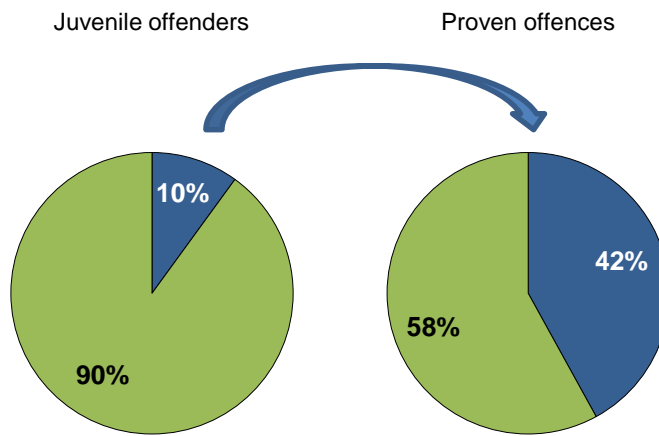
(a) Charges disposed of include those that were proven, dismissed or withdrawn.

Source: Youth Justice Services, Department of Justice and Attorney-General



In 2015–16, ten percent of juvenile offenders were responsible for 42% of all proven offences (Figure 2).

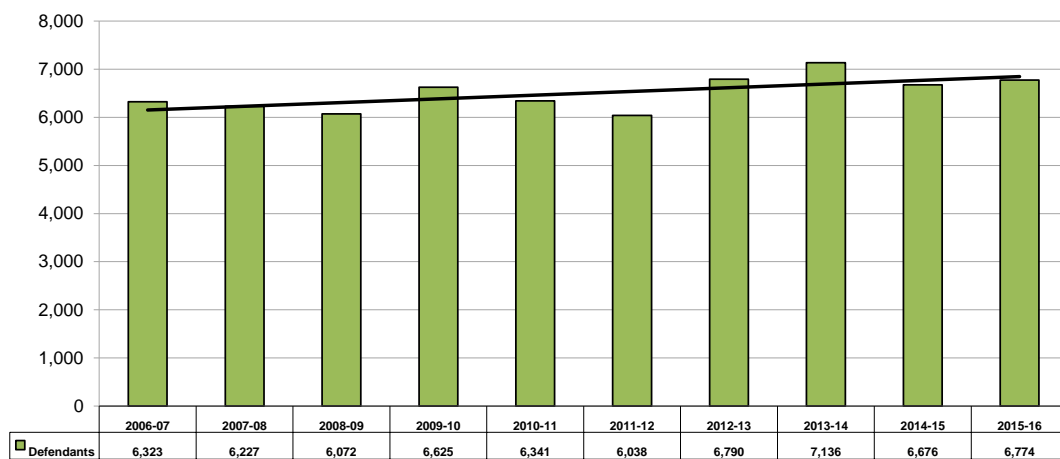
**Figure 2 Percentage of proven offences<sup>(a)(b)</sup> accounted for by juvenile offenders in 2015–16**



- (a) This figure is based on proven offences disposed of during 2015–16.
- (b) A proven offence excludes charges that were dismissed or withdrawn.

Source: Youth Justice Services, Department of Justice and Attorney-General

**Figure 3 Ten year comparison<sup>(a)(b)</sup> of number of juvenile defendants<sup>(c)</sup> disposed of<sup>(d)</sup> in all Queensland Courts<sup>(e)</sup>**



**Note:** Records in the Courts database are regularly updated as new cases are included and input errors are detected and rectified. This constant updating and data verification may result in a slight variance of figures over time.

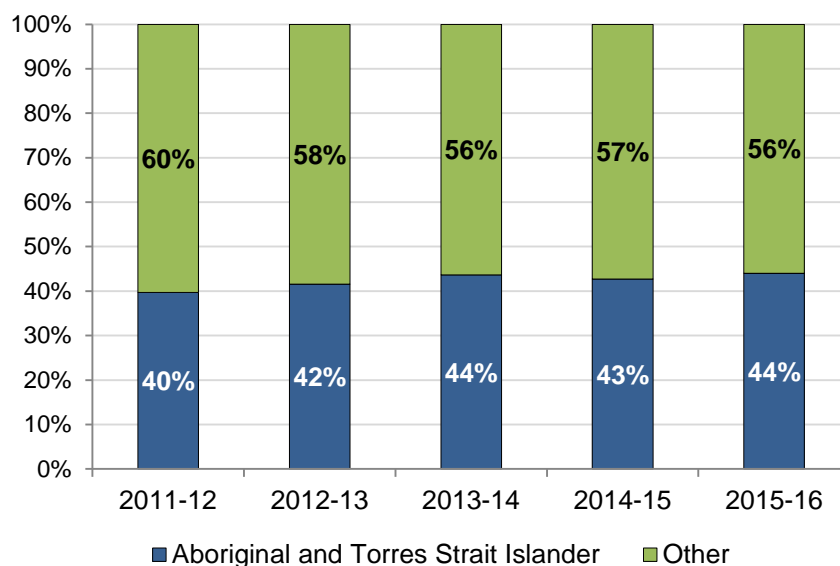
- (a) An error has been identified with previous published data for 2008–09, 2009–10 and 2010–11. In those years, committal matters were incorrectly included. Revised data published this year excludes committal matters.
- (b) Figures for all years are as at September 2016, and therefore include revisions.
- (c) A person is counted as a defendant more than once if disposed of more than once during the reference period.
- (d) A defendant is disposed of when all the charges against him/her are proved or dismissed or withdrawn. Breaches of juvenile justice orders are excluded. Juveniles committed from a Magistrates Court are disposed of at a higher court and are counted here only at that level. Similarly, those defendants who are indefinitely referred to youth justice conferencing are not counted here.
- (e) Includes counts from all court levels — Magistrates, Childrens Court of Queensland, District and Supreme.

Source: Courts Database, Queensland Government Statistician's Office, September 2016

## Young Aboriginal and Torres Strait Islander people

In 2015–16, young Aboriginal and Torres Strait Islander people accounted for 44% of all young people with a charge disposed of in a Queensland court.

**Figure 4** Percentage of young people aged 10–17 years with a charge disposed of<sup>(a)</sup> in a Queensland court, by Indigenous status<sup>(b)</sup>



(a) Charges disposed of include those that were proven, dismissed or withdrawn.

(b) "Other" includes young people who have not identified as Aboriginal and/or Torres Strait Islander or whose Indigenous status is unknown.

Source: Youth Justice Services, Department of Justice and Attorney-General

Young Aboriginal and Torres Strait Islander people aged 10–17 years were 10 times as likely as other young people to have had a charge disposed of in a Queensland Court in 2015–16<sup>1</sup>. (Table 4)

**Table 4** Rate of young people with a charge disposed of<sup>(a)</sup> in a Queensland court per 1,000, by Indigenous status

	2011–12	2012–13	2013–14	2014–15	2015–16
Aboriginal and Torres Strait Islander	46.7	44.9	47.1	44.1	45.6
Other <sup>(b)</sup>	5.6	5.1	4.9	4.7	4.7

(a) Charges disposed of include those that were proven, dismissed or withdrawn.

(b) "Other" includes young non-Indigenous people and those whose Indigenous status is unknown or not specified.

Source: Youth Justice Services, Department of Justice and Attorney-General; ABS 3235.0, Population by Age and Sex, Regions of Australia unpublished data

<sup>1</sup> The rate at which young people were charged with an offence(s) per 1,000 young people aged 10–17 years is based on the distinct number of young people charged, by Indigenous status.

## Charges against juveniles by court level

For all courts, the average number of charges decreased from 3.8 per defendant in 2014–15 to 3.7 in 2015–16. The average number of charges per juvenile defendant in the Magistrates Court decreased from 3.7 in 2014–15 to 3.6 in 2015–16, and those in the District Court from 6.6 to 3.7. Average charges per defendant in the Childrens Court of Queensland fell from 5.7 in 2014–15 to 5.2 in 2015–16. No charges against juveniles were disposed of in the Supreme Court in 2015–16.

The offence categories with the largest number of charges in 2015–16 were theft and related offences with 7,260 charges (28.9%), unlawful entry with intent with 4,400 charges (17.5%), public order offences with 2,862 charges (11.4%) and property damage with 2,816 charges (11.2%). In total, these four offence categories represented 69.1% of all charges against juveniles. (For more detail refer to Appendix Table 1)

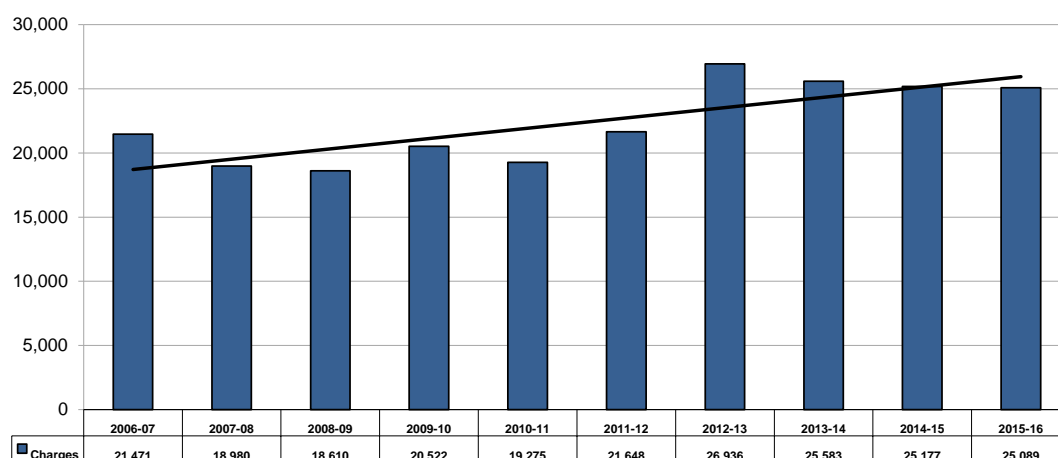
**Table 5 Charges against juveniles by court level of final disposition<sup>(a)</sup>, Queensland, 2014–15r and 2015–16**

Court Level	2014–15r		2015–16		Change
	number	%	Number	%	%
Magistrates	23,250	92.4	23,440	93.4	0.8
Childrens Court of Queensland	1,845	7.3	1,604	6.4	-13.1
District	73	0.3	45	0.2	-38.4
Supreme	9	0.0	–	0.0	-100.0
<b>Total</b>	<b>25,177</b>	<b>100.0</b>	<b>25,089</b>	<b>100.0</b>	<b>-0.4</b>

(a) Charges against juveniles committed from a Magistrates Court are disposed of at a higher court and are counted here only at that level.

Source: Courts Database, Queensland Government Statistician's Office, September 2016

**Figure 5 Ten year comparison<sup>(a)(b)</sup> of number of charges<sup>(c)</sup> against juvenile defendants disposed of<sup>(d)</sup> in all Queensland courts<sup>(e)</sup>**



**Note:** Records in the Courts database are regularly updated as new cases are included and input errors are detected and rectified. This constant updating and data verification may result in a slight variance of figures over time.

- (a) An error has been identified with previous published data for 2009–10 and 2010–11. In those years, committal matters were incorrectly included. Revised data published this year excludes committal matters.
- (b) Figures for all years are as at September 2016, and therefore include revisions.
- (c) Breaches of juvenile justice orders are excluded.
- (d) A charge is disposed of by being proven or dismissed or withdrawn. Charges committed from a Magistrates Court are disposed of at a higher court and are counted here only at that level.
- (e) Includes counts from all court levels — Magistrates, Childrens Court of Queensland, District and Supreme.

Source: Courts Database, Queensland Government Statistician's Office, September 2016

## Penalties received by juvenile offenders

In 2015–16, 85.4% (5,786) of the 6,774 juvenile defendants in Queensland courts were either found guilty or pleaded guilty (Table 6).

**Table 6 Juvenile offenders<sup>(a)</sup> by most serious penalty, Queensland, 2014–15r and 2015–16**

Penalty <sup>(b)</sup>	2014–15r	2015–16	Change %
Detention <sup>(c)</sup>	161	122	-24.2
Immediate / conditional release <sup>(d)</sup>	365	414	13.4
Community service	1,101	981	-10.9
Probation	1,060	1,135	7.1
Fine	79	63	-20.3
Compensation	37	17	-54.1
Good behaviour	1,021	1,029	0.8
Disqualification of drivers licence	20	29	45.0
Reprimand <sup>(e)</sup>	1,883	1,996	6.0
<b>Total</b>	<b>5,727</b>	<b>5,786</b>	<b>1.0</b>

(a) A person is counted as an offender more than once if disposed of more than once during the reference period.

(b) In descending order of seriousness.

(c) Includes imprisonment, intensive supervision orders and boot camp orders.

(d) Includes suspended imprisonment.

(e) Includes other minor penalties such as convicted not punished.

Source: Courts Database, Queensland Government Statistician's Office, September 2016

Of those found guilty in 2015–16, 122 (or 2.1%) were sentenced to detention, and a further 414 (7.1%) received immediate/conditional release orders.

Reprimands and other minor penalties were ordered for 1,996 offenders (34.5%). The next largest group of 1,135 (19.6%) received a probation as their most serious penalty, followed by 1,029 (17.8%) with a good behaviour order.

## Cautions

Data provided by the Queensland Police Service showed that 10,905 cautions were administered to juveniles in 2015–16, a decrease of 175 or 1.6% since 2014–15 (Table 7). In comparison, 6,774 juvenile defendants were disposed of in court in the same period.

As in 2014–15, the greatest number of cautions was administered for theft and related offences (3,037 or 27.8% of all cautions) in 2015–16. A further 1,909 juvenile offenders received a caution for “other offences” (17.5%), including dangerous or negligent acts, public order offences etc (see table footnote, below), and 1,623 for illicit drug offences (14.9%).

**Table 7 Juvenile offenders<sup>(a)</sup> proceeded against by caution, by offence type, Queensland, 2014–15r and 2015–16**

Offence type <sup>(b)</sup>	2014–15r	2015–16	Change %
Acts intended to cause injury	644	622	-3.4
Sexual assault & related offences	1,009	1,056	4.7
Robbery & extortion	30	14	-53.3
Unlawful entry with intent	1,123	944	-15.9
Theft & related offences	3,042	3,037	-0.2
<i>(Motor vehicle theft)</i>	565	576	2.0
<i>(Other theft)</i>	2,285	2,250	-1.5
<i>(Receiving &amp; handling)</i>	192	211	9.9
Deception & related offences	256	326	27.3
Illicit drug offences	1,589	1,623	2.1
Property damage	1,336	1,365	2.2
Road traffic offences	9	9	0.0
Other offences <sup>(c)</sup>	2,042	1,909	-6.5
<b>Total</b>	<b>11,080</b>	<b>10,905</b>	<b>-1.6</b>

(a) A person is counted as an offender more than once if he/she has been cautioned for more than one type of offence, or for offences against more than one victim, or for offences during more than one incident.

(b) Only selected offence types are shown [in brackets] at the more detailed level.

(c) Other offences = *dangerous or negligent acts + abduction & related offences + weapons & explosives offences + public order offences + justice & government offences + miscellaneous offences, and inadequate data.*

Source: Queensland Police Service

## Youth justice conferencing

In 2015–16, the youth justice conferencing program received a total of 841 referrals, a 6% decrease in referrals compared to the previous financial year. Court referrals to the Youth Justice Conferencing program were discontinued by legislative change in January 2013.

Young Aboriginal and Torres Strait Islander people accounted for 37% (309) of all referrals received in 2015–16, compared with 27% of all referrals in the previous financial year.

In 2015–16, a total of 714 referrals were conferenced, including referrals received in 2014–15 that were conferenced in 2015–16.

Of the referrals conferenced, 96% resulted in an agreement being reached between conference participants; one percentage point lower than in 2014–15.

In addition, of those conference participants who responded to a participant satisfaction survey:

- 99 per cent indicated they thought the conference was fair
- 99 per cent were satisfied with the agreement made in the conference
- 99 per cent would tell a friend in the same position to go to a conference.

The offences for which juvenile offenders were most commonly proceeded against by community conference in 2015–16 were sexual offences (17.7%), property damage (16.8%), and theft and related offences (16.4%)(Table 8).

**Table 8 Offences for which young people were proceeded against by community conference, by offence type, 2014–15 and 2015–16**

Offence type <sup>(a)</sup>	2014–15 <sup>(b)</sup>	2015–16 <sup>(b)</sup>
Assaults	128	130
<i>(Assault)</i>	127	127
<i>(Other acts intended to cause injury)<sup>(c)</sup></i>	1	3
Sexual Offences	150	368
<i>(Non-assaultive sexual offences)</i>	45	109
<i>(Sexual assault)</i>	105	259
Dangerous or negligent acts endangering persons	44	29
<i>(Dangerous or negligent operation of a vehicle)</i>	14	5
<i>(Other dangerous or negligent acts endangering persons)<sup>(c)</sup></i>	30	24
Abduction, harassment and other offences against the person	18	47
Robbery & extortion	7	24
Fraud and Misappropriation	371	162
<i>(Obtain benefit by deception)</i>	133	119
<i>(Other fraud and deception offences)<sup>(c)</sup></i>	238	43
Theft, breaking and entering etc	817	608
<i>(Theft / Unlawful use of MV)</i>	94	96
<i>(Other theft)</i>	310	215
<i>(Receiving, unlawful possession)</i>	22	30
<i>(Breaking and entering)</i>	391	267
Property damage	623	349
Driving, traffic and related offences	52	45
<i>(Licence offences)</i>	35	24
<i>(Other traffic offences)<sup>(c)</sup></i>	17	21
Drug offences	125	99
<i>(Possession or use of drugs)</i>	43	31
<i>(Deal or traffic illicit drugs)</i>	43	37
<i>(Manufacture or cultivate illicit drugs)</i>	2	3
<i>(Other drug offences)<sup>(c)</sup></i>	37	28
Prohibited and regulated weapons and explosives offences	22	17

Public nuisance offences	184	161
<i>(Offensive conduct)</i>	22	29
<i>(Disorderly conduct)</i>	154	121
<i>(Regulated public order offences)</i>	8	11
Offences against justice procedures, government security and government operations	19	22
<i>(Offences against government operations)</i>	7	3
<i>(Offences against justice procedures)</i>	12	19
Other offences	57	16
<b>Total</b>	<b>2,618</b>	<b>2,077</b>

- (a) Offence categories and sub-categories correspond to Australian and New Zealand Standard Offence Classification (Queensland Extension) (QASOC) descriptions, where possible.
- (b) Data are a count of offences for which conferences were held, not a count of conferences held or juvenile offenders who participated in a conference.
- (c) Sub-categories relating to "other" offences include offences which are peripheral to the main offence category.

Source: Youth Justice Services, Department of Justice and Attorney-General.

## THE COURTS

### Time elapsed to finalise court proceedings

For charges disposed of in 2015–16, it took an average of 49 days to finalise proceedings in the Magistrates Court, which is similar to 2014–15 (50 days) (Table 9).

In 2015–16, the average time to finalise proceedings in the Childrens Court of Queensland was 349 days from the date of first mention in a Magistrates Court.

**Table 9 Average number of days<sup>(a)</sup> to finalise youth justice proceedings, by court type**

Court jurisdiction <sup>(b)</sup>	2011–12	2012–13	2013–14	2014–15	2015–16
Magistrates Court	42	50	47	50	49
Childrens Court of Queensland <sup>(c)</sup>	279	353	322	327	349

- (a) These figures are based on days elapsed between the date of first mention and date of disposition of each charge, averaged across all charges disposed of in the reported financial year.
- (b) These figures exclude the District Court, Supreme Court and Murri Court due to low numbers of youth justice charges disposed of in these jurisdictions.
- (c) Time elapsed for charges disposed of in the Childrens Court of Queensland is calculated from the date of first mention in a Magistrates Court.

Source: Youth Justice Services, Department of Justice and Attorney-General

### Childrens Court of Queensland

The Childrens Court of Queensland disposed of 1,604 charges against 306 defendants in 2015–16. The majority of defendants in 2015–16 were aged 15 years or older (265 or 86.6%), with 35.0% of all defendants aged 17 years or older, appearing for offences committed before the age of 17 (Table 10). Only 13.4% of defendants were aged less than 15 years.

**Table 10 Childrens Court of Queensland: Juvenile defendants<sup>(a)</sup> disposed of by age, Queensland, 2014–15r and 2015–16**

Age	2014–15r	2015–16	Change %
12	2	2	0.0
13	8	12	50.0
14	44	27	-38.6
15	54	69	27.8
16	82	89	8.5
17 & over <sup>(b)</sup>	132	107	-18.9
<b>Total</b>	<b>322</b>	<b>306</b>	<b>-5.0</b>

- (a) A person is counted as a defendant more than once if disposed of more than once during the reference period.
- (b) A person may be dealt with as a juvenile if the offence with which he/she is charged was committed before the age of 17 years.

Source: Courts Database, Queensland Government Statistician's Office, September 2016



In 2015–16, the Childrens Court of Queensland disposed of 13.1% fewer charges than in the previous year (Table 11). The average number of charges per defendant also decreased in this period, from 5.7 in 2014–15 to 5.2 in 2015–16.

**Table 11 Childrens Court of Queensland: Charges against juveniles disposed of by offence type, Queensland, 2014–15r and 2015–16**

Offence type <sup>(a)</sup>	2014–15r	2015–16	Change %
Acts intended to cause injury	190	142	-25.3
Sexual assault & related offences	234	218	-6.8
Robbery & extortion	204	203	-0.5
Unlawful entry with intent	403	242	-40.0
Theft & related offences	371	412	11.1
(Motor vehicle theft)	189	198	4.8
(Other theft)	145	186	28.3
(Receiving & handling)	37	28	-24.3
Deception & related offences	17	43	152.9
Illicit drug offences	78	48	-38.5
Property damage	200	131	-34.5
Road traffic offences	23	41	78.3
Other offences <sup>(b)</sup>	125	124	-0.8
<b>Total</b>	<b>1,845</b>	<b>1,604</b>	<b>-13.1</b>

(a) Only selected offence types are shown [in brackets] at the more detailed level.

(b) Other offences = *dangerous or negligent acts + abduction & related offences + weapons & explosives offences + public order offences + justice & government offences + miscellaneous offences, and inadequate data.*

Source: Courts Database, Queensland Government Statistician's Office, September 2016

Theft & related offences accounted for 412, or 25.7%, of all charges in 2015–16, compared with 371, or 20.1%, of all charges in 2014–15. In contrast, charges for unlawful entry with intent decreased from 403, or 21.8% of all charges in 2014–15, to 242, or 15.1% of all charges in 2015–16.

Of the 306 juvenile defendants before the Childrens Court of Queensland in 2015–16, 257 (84.0%) were found guilty or pleaded guilty (Table 12). Of these, 25 offenders (9.7%) received a custodial sentence as their most serious penalty, with a further 81 (31.5%) given an immediate/conditional release order. The most prevalent penalty was probation (40.9%).

**Table 12 Childrens Court of Queensland: Juvenile offenders<sup>(a)</sup> by most serious penalty, Queensland, 2014–15r and 2015–16**

Penalty <sup>(b)</sup>	2014–15r	2015–16	Change %
Detention <sup>(c)</sup>	18	25	38.9
Immediate / conditional release <sup>(d)</sup>	78	81	3.9
Community service	34	30	-11.8
Probation	102	105	2.9
Good behaviour	9	6	-33.3
Disqualification of drivers licence	–	1	..
Reprimand <sup>(e)</sup>	5	9	80.0
<b>Total</b>	<b>246</b>	<b>257</b>	<b>4.5</b>

(a) A person is counted as an offender more than once if disposed of more than once during the reference period.

(b) In descending order of seriousness.

(c) Includes imprisonment, intensive supervision orders and boot camp orders.

(d) Includes suspended imprisonment.

(e) Includes other minor penalties such as convicted not punished.

Source: Courts Database, Queensland Government Statistician's Office, September 2016

## Applications for bail

**Table 13 Applications for bail to the Childrens Court of Queensland, 2012–13, 2013–14, 2014–15 and 2015–16<sup>(a)(b)</sup>**

Location	2012–13	2013–14	2014–15	2015–16
Beenleigh	1	7	3	7
Brisbane	50	44	36	35
Cairns	–	3	2	2
Hervey Bay	–	–	1	2
Ipswich	5	12	5	2
Mackay	–	–	2	1
Maroochydore	–	–	1	–
Maryborough	–	–	–	1
Rockhampton	–	–	–	3
Roma	–	–	1	–
Southport	–	2	2	2
Toowoomba	5	3	5	7
Townsville	2	–	2	–
<b>Total</b>	<b>63</b>	<b>71</b>	<b>60</b>	<b>62</b>

(a) This count is based on originating applications lodged at the Childrens Court of Queensland within the reported period.

(b) The count is not a count of defendants as a defendant may apply for bail more than once.

Source: Department of Justice and Attorney-General, data current as at 21 August 2016

## Appeals

**Table 14 Appeals to Childrens Court of Queensland, 2011–12 to 2015–16, Department of Child Safety as respondent<sup>(a)(b)(c)</sup>**

Location	2011–12	2012–13	2013–14	2014–15	2015–16
Beenleigh	1	–	–	–	–
Brisbane	5	9	8	4	4
Cairns	1	–	1	1	2
Hervey Bay	–	–	1	–	1
Ipswich	–	3	–	–	1
Mackay	–	1	–	–	–
Maroochydore	1	–	1	–	–
Maryborough	–	–	1	–	–
Southport	1	1	6	7	3
Toowoomba	4	–	3	–	3
Townsville	1	–	–	–	–
<b>Total</b>	<b>14</b>	<b>14</b>	<b>21</b>	<b>12</b>	<b>14</b>

(a) The statistics are a count of appeals from a Magistrates Court to the Childrens Court of Queensland relating to temporary assessment orders, temporary custody orders, court assessment orders or child protection orders under the *Child Protection Act 1999*.

(b) Child Safety Services, Department of Communities, Child Safety and Disability Services was either respondent or appellant in each of the matters.

(c) The count is based on the originating appeal document lodged at the Childrens Court of Queensland within the reported period.

Source: Department of Justice and Attorney-General, data current as at 21 August 2016

**Table 15 Appeals<sup>(a)</sup> lodged pursuant to s222 of the *Justices Act 1886*, by court location and financial year, 2011–12 to 2015–16**

Court location	2011–12	2012–13	2013–14	2014–15	2015–16
Brisbane	–	2	5	4	22
Bundaberg	–	–	–	–	1
Cairns	–	1	–	–	–
Ipswich	–	–	–	1	–
Kingaroy	–	2	–	–	–
Maroochydore	–	1	–	2	–
Maryborough	1	–	1	–	–
Southport	–	–	–	–	–
Toowoomba	2	–	3	1	2
Townsville	–	–	–	1	–
<b>Total</b>	<b>3</b>	<b>6</b>	<b>9</b>	<b>9</b>	<b>25</b>

(a) Under s222 of the *Justices Act 1886*, if a person feels aggrieved by an order made in the Magistrates Court for an offence, the person may appeal the order to a District Court Judge.

Source: Queensland higher courts civil database (QCivil), Department of Justice and Attorney-General, September 2016

## Applications for parentage orders

**Table 16 Originating applications to Childrens Court of Queensland for Surrogacy Act parentage orders<sup>(a)</sup>, 2011–12 to 2015–16<sup>(b)(c)</sup>**

Originating location	2011–12	2012–13	2013–14	2014–15	2015–16
Brisbane	5	8	5	9	14
Cairns	1	–	–	–	–
Rockhampton	–	1	–	–	–
Southport	–	1	–	–	–
<b>Total</b>	<b>6</b>	<b>10</b>	<b>5</b>	<b>9</b>	<b>14</b>

(a) Chapter 3, Part 2 of the *Surrogacy Act 2010 – Making a parentage order* facilitates the transfer of children born as a result of a surrogacy arrangement.

(b) The statistics reflect a count of originating applications for parentage orders made per section 21 of the *Surrogacy Act*.

(c) The count is based upon the originating application document lodged at the Childrens Court of Queensland within the reporting period.

Source: Department of Justice and Attorney-General, data current as at 21 August 2016

## Magistrates Court

In 2015–16, 6,757 juvenile defendants were dealt with in the Magistrates Court in Queensland, an increase of 1.6% from 6,651 in the previous year. Of these, 301 were committed to a higher court for trial or sentence, a decrease of 3.8% since 2014–15 and 6,456 were disposed of, either by a guilty finding (5,523 or 85.6%) or by discharge (933 or 14.5%)(Table17).

**Table 17** Magistrates Court: Juvenile defendants<sup>(a)</sup> by method of finalisation, Queensland, 2014–15r and 2015–16

Method of finalisation	2014–15r	2015–16	Change %
Committed <sup>(b)</sup>	313	301	-3.8
Disposed	6,341	6,456	1.8
<i>Found guilty</i>	5,473	5,523	0.9
<i>Discharged<sup>(c)</sup></i>	865	933	7.9
<b>Total</b>	<b>6,651</b>	<b>6,757</b>	<b>1.6</b>

- (a) A person is counted as a defendant more than once if disposed of more than once during the reference period.  
 (b) Includes only those appearances where committal to a higher court was the defendant's most serious outcome.  
 (c) Where all charges against the defendant were dismissed or withdrawn.

Source: Courts Database, Queensland Government Statistician's Office, September 2016

The difference between the 301 juvenile defendants committed to a higher court and the 318 disposed of in the Childrens Court of Queensland, District and Supreme Courts in 2015–16 is accounted for by ex officio indictments and matters committed to a higher court in 2014–15 and being disposed of in 2015–16.

Of the 24,861 charges against juveniles in the Magistrates Court in 2015–16, 23,440 (94.3%) were disposed of, while 1,421 (5.7%) were committed to a higher court for trial or sentence (Table 18).

**Table 18** Magistrates Court: Charges against juveniles by method of finalisation, Queensland, 2014–15r and 2015–16

Method of finalisation	2014–15r	2015–16	Change %
Committed	1,147	1,421	23.9
Disposed	23,250	23,440	0.8
<b>Total</b>	<b>24,397</b>	<b>24,861</b>	<b>1.9</b>

Source: Courts Database, Queensland Government Statistician's Office, September 2016

In 2015–16, 23,440 charges were disposed of in the Magistrates Court, 190 (0.8%) more than the previous year.

The largest number of charges disposed of were for theft and related offences (6,833 or 29.2%), followed by "other offences" (5,048 or 21.5%) and unlawful entry with intent (4,150 or 17.7%). (Table 19)

In total, these three offence types accounted for 68.4% of all charges disposed of in the Magistrates Court in 2015–16.

**Table 19 Magistrates Court: Charges against juveniles disposed of<sup>(a)</sup> by offence type, Queensland, 2014–15r and 2015–16**

Offence type <sup>(b)</sup>	2014–15r	2015–16	Change %
Homicide & related offences	–	1	–
Acts intended to cause injury	1,146	1,081	–5.7
Sexual assault & related offences	41	33	–19.5
Robbery & extortion	50	64	28.0
Unlawful entry with intent	3,832	4,150	8.3
Theft & related offences	6,199	6,833	10.2
<i>(Motor vehicle theft)</i>	1,550	1,781	14.9
<i>(Other theft)</i>	3,685	4,085	10.9
<i>(Receiving &amp; handling)</i>	964	967	0.3
Deception & related offences	917	884	–3.6
Illicit drug offences	1,133	1,189	4.9
Property damage	3,699	2,679	–27.6
Road traffic offences	1,348	1,478	9.6
Other offences <sup>(c)</sup>	4,885	5,048	3.3
<b>Total</b>	<b>23,250</b>	<b>23,440</b>	<b>0.8</b>

(a) Excludes committals.

(b) Only selected offence types are shown [in brackets] at the more detailed level.

(c) Other offences = *dangerous or negligent acts + abduction & related offences + weapons & explosives offences + public order offences + justice & government offences + miscellaneous offences, and inadequate data.*

Source: Courts Database, Queensland Government Statistician's Office, September 2016

Of the 6,456 juvenile defendants disposed of in the Magistrates Court in 2015–16, 5,523 (86.2%) were found guilty or pleaded guilty (Table 20). Of these, over one third (1,987 or 35.7%) received a reprimand as their most serious penalty. A custodial sentence was given to 96 offenders (1.7%) and 333 (6.0%) received an immediate/conditional release order as their most serious penalty.

**Table 20 Magistrates Court: Juvenile offenders<sup>(a)</sup> by most serious penalty, Queensland, 2014–15r and 2015–16**

Penalty <sup>(b)</sup>	2014–15r	2015–16	Change %
Detention <sup>(c)</sup>	142	96	–32.4
Immediate / conditional release <sup>(d)</sup>	286	333	16.4
Community service	1,066	947	–11.2
Probation	955	1,029	7.8
Fine	79	63	–20.3
Compensation	37	17	–54.1
Good behaviour	1,012	1,023	1.1
Disqualification of drivers licence	20	28	40.0
Reprimand <sup>(e)</sup>	1,876	1,987	5.9
<b>Total</b>	<b>5,473</b>	<b>5,523</b>	<b>0.9</b>

(a) A person is counted as an offender more than once if disposed of more than once during the reference period.

(b) In descending order of seriousness.

(c) Includes imprisonment, intensive supervision orders and boot camp orders.

(d) Includes suspended imprisonment.

(e) Includes other minor penalties such as convicted not punished.

Source: Courts Database, Queensland Government Statistician's Office, September 2016

## Applications for child protection orders under the *Child Protection Act 1999*

**Table 21** Applications for child protection orders<sup>(a)</sup>, 2011–12 to 2015–16

	2011–12	2012–13	2013–14	2014–15	2015–16
Applications for child protection orders	3,776	3,951	3,499	3,570	3,979

(a) The unit of measurement of workload used for these applications in Childrens Courts (Magistrates Court) is lodgements based on the number of cases.

Source: Department of Justice and Attorney-General, data current as at 27 September 2016

## Supreme and District Courts

In 2015–16, there were no charges disposed of in the Supreme Court against juveniles.

In the same period, the District Court disposed of 45 charges against 12 juveniles. The number of defendants decreased by 25.0% from 2014–15, and the number of charges decreased by 45.1% (Table 22 and Table 23).

In 2015–16, half of the 12 juvenile defendants before the District Court were aged 17 years and older, with a third aged 15 years. (For more detail refer to Appendix Table 9.)

**Table 22 Supreme and District Courts<sup>(a)</sup>: Juvenile defendants<sup>(b)</sup> disposed of, by age, Queensland, 2014–15r and 2015–16**

Age	2014–15r	2015–16
15	–	4
16	6	2
17 & over <sup>(c)</sup>	10	6
<b>Total</b>	<b>16</b>	<b>12</b>

- (a) Figures for 2015–16 represent District Court only, as no charges against juveniles were disposed of in the Supreme Court during this period.  
 (b) A person is counted as a defendant more than once if disposed of more than once during the reference period.  
 (c) A person may be dealt with as a juvenile if the offence with which he/she is charged was committed before the age of 17 years.

Source: Courts Database, Queensland Government Statistician's Office, September 2016

In 2015–16, of the 45 charges before the District Court, theft & related offences accounted for the largest number, with 15 charges (33.3%), while acts intended to cause injury accounted for 10 charges (22.2%). Unlawful entry with intent accounted for 8 charges (or 17.8%) of the total. (Table 23)

**Table 23 Supreme and District Courts<sup>(a)</sup>: Charges against juveniles disposed of, by offence type, Queensland, 2014–15r and 2015–16**

Offence type <sup>(b)</sup>	2014–15r	2015–16
Homicide and related offences	4	–
Acts intended to cause injury	17	10
Sexual assault & related offences	12	3
Robbery & extortion	2	2
Unlawful entry with intent	16	8
Theft & related offences	9	15
<i>(Motor vehicle theft)</i>	6	12
<i>(Other theft)</i>	3	3
Illicit drug offences	2	–
Property damage	9	6
Road traffic offences	1	–
Other offences <sup>(c)</sup>	10	1
<b>Total</b>	<b>82</b>	<b>45</b>

- (a) Figures for 2015–16 represent District Court only, as no charges against juveniles were disposed of in the Supreme Court during this period.  
 (b) Only selected offence types are shown [in brackets] at the more detailed level.  
 (c) Other offences = *dangerous or negligent acts + abduction & related offences + weapons & explosives offences + public order offences + justice & government offences + miscellaneous offences*, and inadequate data.

Source: Courts Database, Queensland Government Statistician's Office, September 2016

Of the 12 juveniles before the District Court in 2015–16, 6 (50.0%) were found guilty or pleaded guilty (Table 24). Of these, 1 (16.7%) received detention as their most serious penalty and 4 (66.7%) were given community service orders.

**Table 24 Supreme and District Courts<sup>(a)</sup>: Juvenile offenders<sup>(b)</sup> by most serious penalty, Queensland, 2014–15r and 2015–16**

<b>Penalty<sup>(c)</sup></b>	<b>2014–15r</b>	<b>2015–16</b>
Detention <sup>(d)</sup>	1	1
Immediate / conditional release <sup>(e)</sup>	1	–
Community service	1	4
Probation	3	1
Reprimand <sup>(f)</sup>	2	–
<b>Total</b>	<b>8</b>	<b>6</b>

- (a) Figures for 2015–16 represent District Court only, as no charges against juveniles were disposed of in the Supreme Court during this period.
- (b) A person is counted as an offender more than once if disposed of more than once during the reference period.
- (c) In descending order of seriousness.
- (d) Includes imprisonment, intensive supervision orders and boot camp orders.
- (e) Includes suspended imprisonment.
- (f) Includes other minor penalties such as convicted not punished.

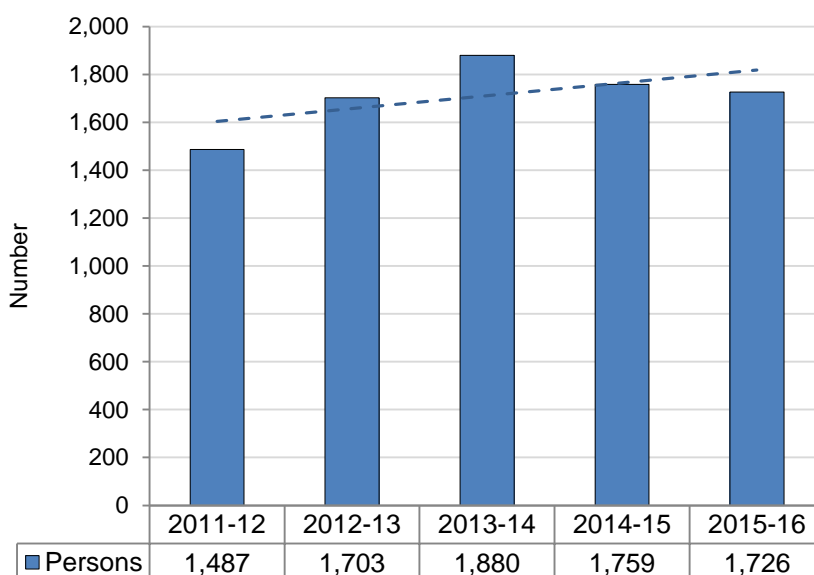
Source: Courts Database, Queensland Government Statistician's Office, September 2016



## SUPERVISED YOUTH JUSTICE ORDERS

In 2015–16, 1,726 distinct juvenile offenders aged 10 to 17 years commenced a supervised youth justice order, 2% fewer than the previous period. The number of distinct juvenile offenders commencing a supervised youth justice order has decreased since 2013–14. (Figure 6).

**Figure 6** Number of distinct juvenile offenders aged 10–17 years commencing a supervised youth justice order<sup>(a)(b)</sup>



- (a) A supervised youth justice order may commence at a later date than the date the court made the order.  
 (b) This count excludes admissions to a supervised release order. A supervised release order is the part of a detention order that is completed in the community.

Source: Youth Justice Services, Department of Justice and Attorney-General

Juvenile offenders aged 16 years were consistently the largest single age group commencing a supervised youth justice order in any given period (ranging between 29% and 34%). Those aged 15 years were the next largest group (Table 25).

**Table 25** Age of juvenile offenders commencing a supervised youth justice order

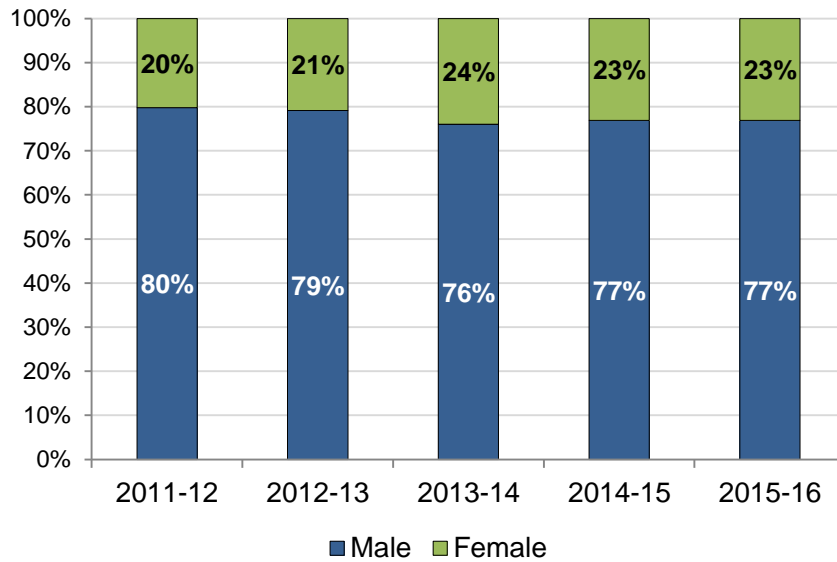
Age <sup>(a)</sup>	2011–12	2012–13	2013–14	2014–15	2015–16
10	3	2	5	4	4
11	16	25	15	19	21
12	36	45	73	71	71
13	113	158	167	168	167
14	235	271	333	293	325
15	364	446	494	431	438
16	511	488	577	559	504
17	209	268	216	214	196
<b>Total</b>	<b>1,487</b>	<b>1,703</b>	<b>1,880</b>	<b>1,759</b>	<b>1,726</b>

- (a) Age is reported as at the earliest commencement of a supervised order per person per financial year.

Source: Youth Justice Services, Department of Justice and Attorney-General

Young males commencing a supervised youth justice order continue to outnumber young females by three to one. This pattern has remained consistent, with young males accounting for 77% or more of juvenile offenders commencing a supervised youth justice order. (Figure 7).

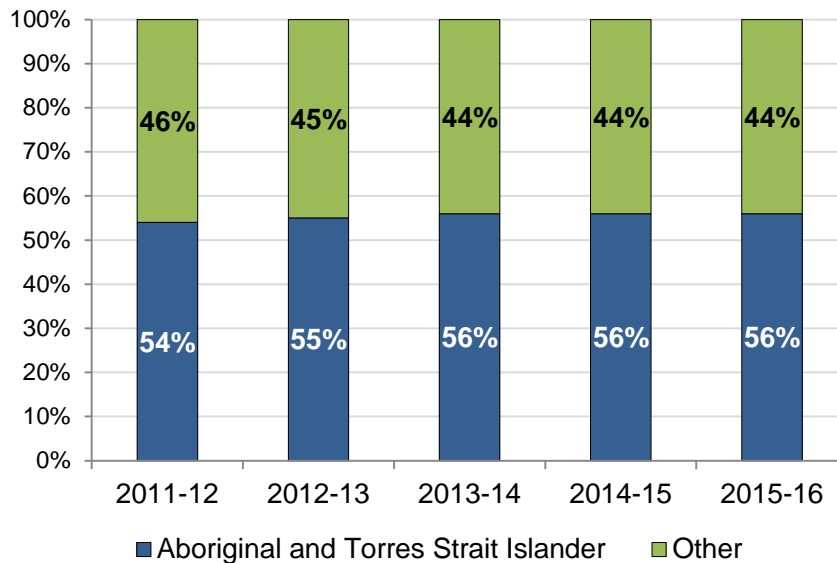
**Figure 7** Percentage of juvenile offenders aged 10–17 years commencing a supervised youth justice order, by sex



Source: Youth Justice Services, Department of Justice and Attorney-General

In 2015–16, young Aboriginal and Torres Strait Islander people comprised 56% of juvenile offenders commencing a supervised youth justice order (Figure 8).

**Figure 8** Percentage of juvenile offenders commencing a supervised youth justice order, by Indigenous status<sup>(a)</sup>



(a) “Other” includes young people who have not identified as Aboriginal and/or Torres Strait Islander or whose Indigenous status is unknown.

Source: Youth Justice Services, Department of Justice and Attorney-General

Young Aboriginal and Torres Strait Islander people aged 10–17 years were 15 times more likely than other young people to commence a supervised youth justice order in 2015–16<sup>2</sup> (Table 26).

**Table 26 Rate of young people aged 10–17 years on a supervised youth justice order per 1,000, by Indigenous status**

	2011–12	2012–13	2013–14	2014–15	2015–16
Aboriginal and/or Torres Strait Islander	22.8	25.9	29.1	27.0	26.4
Other <sup>(a)</sup>	1.6	1.7	1.9	1.7	1.7

(a) "Other" includes those who have not identified as Aboriginal and/or Torres Strait Islander or whose Indigenous status is unknown.

Source: Youth Justice Services, Department of Justice and Attorney-General; ABS 3235.0, Population by Age and Sex, Regions of Australia unpublished data

The most prevalent order types commenced by juvenile offenders were consistently probation (averaging 50% of orders commenced in 2011–12 to 2015–16) and community service (30%) (Table 27). Detention (excluding suspended detention) on average accounted for 8.5% of orders commenced during the last five periods. However, detention orders did increase from 8.2% of all order types in 2014–15 to 10.0% in 2015–16.

**Table 27 Supervised youth justice orders commenced<sup>(a)</sup> by juvenile offenders, by order type**

Order type	2011–12	2012–13	2013–14	2014–15	2015–16
Boot camp <sup>(b)</sup>	–	3	11	15	2
Boot camp (vehicle offences) <sup>(c)</sup>	–	–	5	48	10
Community service	832	977	1,130	1,008	921
Conditional release	244	236	277	231	249
Detention <sup>(d)</sup>	231	228	308	282	336
Graffiti removal <sup>(e)</sup>	–	–	107	250	197
Intensive supervision <sup>(f)</sup>	4	6	12	13	10
Probation	1,379	1,678	1,835	1,584	1,649
<b>Total</b>	<b>2,960</b>	<b>3,128</b>	<b>3,685</b>	<b>3,431</b>	<b>3,374</b>

(a) Data are a count of orders commenced, not a count of juvenile offenders.

(b) Boot camp orders came into effect in the Cairns area on 31 January 2013 and were temporarily discontinued between April 2013 and December 2013. Boot camp order counts exclude boot camp (vehicle offences) order counts.

(c) Boot camp (vehicle offence) orders came into effect in the Townsville area in April 2014 and expanded to the Cairns area in October 2014.

(d) Detention order counts exclude suspended detention orders associated with a conditional release order or boot camp order.

(e) Graffiti removal orders came into effect on 27 September 2013. These counts exclude graffiti removal program referrals by police and as a result of youth justice conference agreements.

(f) Intensive supervision orders (ISOs) are a sentencing option for juvenile offenders aged between 10 and 12 years where the court considers that the child, unless subject to an intensive period of supervision and support in the community, is likely to commit further offences. ISOs can only be ordered in cases where the young person has been found guilty of an offence that if committed by an adult would make the adult liable to imprisonment.

Source: Youth Justice Services, Department of Justice and Attorney-General

<sup>2</sup> The rate at which young people were under a supervised youth justice order per 1,000 young people aged 10–17 years is based on the average daily number of young people under a supervised youth justice order, by Indigenous status. Excludes conditional bail program.

## Community supervision

The majority of community-based supervised orders commenced in 2014–15 were successfully completed by the end of 2015–16 (67% of probation orders and 71% of community service orders, the two most prevalent community-based order types). Court-ordered graffiti removal orders fared better, with 83% successfully completed by 30 June 2016.

One in four community service and boot camp (vehicle offences) orders were subject to breach action on or before 30 June 2016. A slightly higher percentage of probation orders were also breached (28%), while almost half of all conditional release orders were subject to breach action on or before 30 June 2016 (Table 28).

It is difficult to draw conclusions on successful completion of intensive supervision and boot camp (sentenced) orders commencing in 2014–15 due to their small numbers.

**Table 28 Supervised youth justice orders commenced by juvenile offenders in 2014–15: type of order by completion status as at 30 June 2016<sup>(a)</sup>**

Completion Status at 30 June 2016	Type of Order commenced in 2014–15													
	Probation		Conditional release		Community service		Intensive supervision		Court-ordered Graffiti removal		Boot camp-sentenced		Boot camp (vehicle offences)	
	No.	%	No.	%	No.	%	No.	%	No.	%	No.	%	No.	%
Order successfully completed	1,074	67%	138	52%	724	71%	8	57%	213	83%	9	50%	36	75%
Order remains active	89	6%	1	0%	45	4%	0	0%	4	2%	–	0%	–	0%
Breach action initiated <sup>(b)</sup>	449	28%	125	47%	254	25%	6	43%	41	16%	9	50%	12	25%
<b>Total</b>	<b>1,612</b>	<b>100%</b>	<b>264</b>	<b>100%</b>	<b>1,023</b>	<b>100%</b>	<b>14</b>	<b>100%</b>	<b>258</b>	<b>100%</b>	<b>18</b>	<b>100%</b>	<b>48</b>	<b>100%</b>

(a) Includes orders that commenced during 2014–15. Order status is reported as at 30 June 2016. Data are a count of orders commenced, not a count of juvenile offenders.

(b) Orders against which breach action was initiated on or prior to 30 June 2016 are reported as “Breach action initiated” irrespective of the completion status of the order at 30 June 2016.

Source: Youth Justice Services, Department of Justice and Attorney-General

**Table 29 Supervised youth justice orders commenced by juvenile offenders: type of order by completion status as at 30 June of the following period<sup>(a)</sup>**

Completion status at 30 June in the following period	Probation orders commenced									
	2010–11		2011–12		2012–13		2013–14		2014–15	
	No.	%	No.	%	No.	%	No.	%	No.	%
Successfully completed	1,303	74%	1,062	73%	1,235	72%	1,321	71%	1,074	67%
Remained active	136	8%	121	8%	124	7%	116	6%	89	6%
Breach action initiated <sup>(b)</sup>	332	19%	266	18%	368	21%	430	23%	449	28%
<b>Total</b>	<b>1,771</b>	<b>100%</b>	<b>1,449</b>	<b>100%</b>	<b>1,727</b>	<b>100%</b>	<b>1,867</b>	<b>100%</b>	<b>1,612</b>	<b>100%</b>

Completion status at 30 June in the following period	Conditional release orders commenced									
	2010–11		2011–12		2012–13		2013–14		2014–15	
	No.	%	No.	%	No.	%	No.	%	No.	%
Successfully completed	209	60%	198	72%	160	62%	183	63%	138	52%
Remained active	2	1%	1	0%	3	1%	1	0%	1	0%
Breach action initiated (b)	137	39%	77	28%	97	37%	108	37%	125	47%
<b>Total</b>	<b>348</b>	<b>100%</b>	<b>276</b>	<b>100%</b>	<b>260</b>	<b>100%</b>	<b>292</b>	<b>100%</b>	<b>264</b>	<b>100%</b>

Completion status at 30 June in the following period	Community service orders commenced									
	2010–11		2011–12		2012–13		2013–14		2014–15	
	No.	%	No.	%	No.	%	No.	%	No.	%
Successfully completed	808	73%	639	74%	713	72%	780	68%	724	71%
Remained active	64	6%	38	4%	59	6%	68	6%	45	4%
Breach action initiated (b)	236	21%	181	21%	222	22%	292	26%	254	25%
<b>Total</b>	<b>1,108</b>	<b>100%</b>	<b>858</b>	<b>100%</b>	<b>994</b>	<b>100%</b>	<b>1,140</b>	<b>100%</b>	<b>1,023</b>	<b>100%</b>

Completion status at 30 June in the following period	Intensive supervision orders commenced									
	2010–11		2011–12		2012–13		2013–14		2014–15	
	No.	%	No.	%	No.	%	No.	%	No.	%
Successfully completed	2	40%	6	75%	3	50%	10	83%	8	57%
Remained active	–	0%	–	0%	–	0%	–	0%	–	0%
Breach action initiated (b)	3	60%	2	25%	3	50%	2	17%	6	43%
<b>Total</b>	<b>5</b>	<b>100%</b>	<b>8</b>	<b>100%</b>	<b>5</b>	<b>100%</b>	<b>12</b>	<b>100%</b>	<b>14</b>	<b>100%</b>

Completion status at 30 June in the following period	Court-ordered graffiti removal orders commenced									
	2010–11		2011–12		2012–13		2013–14		2014–15	
	No.	%	No.	%	No.	%	No.	%	No.	%
Successfully completed	..	..	..	..	..	..	94	83%	213	83%
Remained active	..	..	..	..	..	..	5	4%	4	2%
Breach action initiated (b)	..	..	..	..	..	..	14	12%	41	16%
<b>Total</b>	<b>..</b>	<b>..</b>	<b>..</b>	<b>..</b>	<b>..</b>	<b>..</b>	<b>113</b>	<b>100%</b>	<b>258</b>	<b>100%</b>

Completion status at 30 June in the following period	Boot camp (sentenced) orders commenced									
	2010–11		2011–12		2012–13		2013–14		2014–15	
	No.	%	No.	%	No.	%	No.	%	No.	%
Successfully completed	..	..	..	..	1	33%	7	47%	9	50%
Remained active	..	..	..	..	–	0%	–	0%	–	0%
Breach action initiated (b)	..	..	..	..	2	67%	8	53%	9	50%
<b>Total</b>	<b>..</b>	<b>..</b>	<b>..</b>	<b>..</b>	<b>3</b>	<b>100%</b>	<b>15</b>	<b>100%</b>	<b>18</b>	<b>100%</b>

Completion status at 30 June in the following period	Boot camp (vehicle offences) orders commenced									
	2010–11		2011–12		2012–13		2013–14		2014–15	
	No.	%	No.	%	No.	%	No.	%	No.	%
Successfully completed	..	..	..	..	..	..	5	100%	36	75%
Remained active	..	..	..	..	..	..	–	0%	–	0%
Breach action initiated (b)	..	..	..	..	..	..	–	0%	12	25%
<b>Total</b>	..	..	..	..	..	..	<b>5</b>	<b>100%</b>	<b>48</b>	<b>100%</b>

(a) Orders are reported against the financial year in which they commenced. Order status is reported as at 30 June in the following financial year. Data are a count of orders commenced, not a count of juvenile offenders.

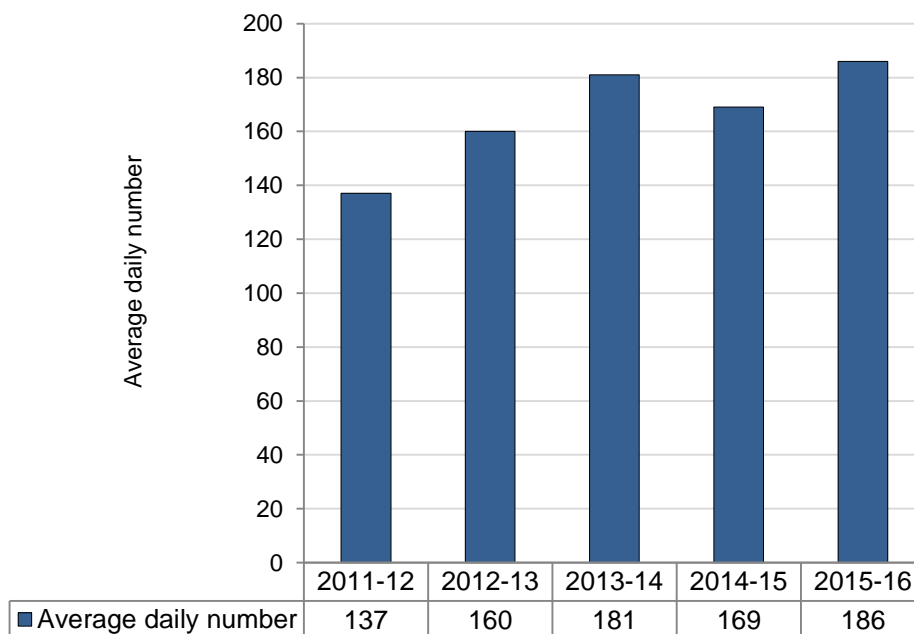
(b) Orders against which breach action was initiated on or prior to 30 June in the following period are reported as “Breach action initiated” irrespective of the completion status of the order at 30 June.

Source: Youth Justice Services, Department of Justice and Attorney-General

## Youth detention

In 2015–16, the average daily number of young people in youth detention was 186, compared with 169 in 2014–15 (Figure 9).

**Figure 9 Average daily number of young people in youth detention<sup>(a)</sup>**



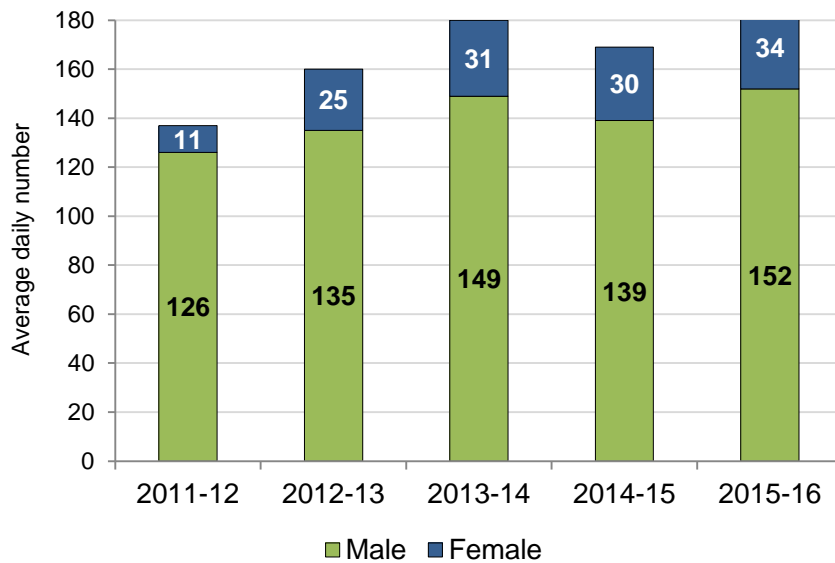
(a) The average daily number of young people in youth detention is calculated based on the number of young people who were physically located in a detention centre at midnight on each night during the period. This includes young people held in a detention centre in pre-court custody. It should be noted that not all young people who are charged by police for an offence which requires them to be held in custody are transported to a youth detention centre prior to a court appearance (pre-court custody). Placement in a youth detention centre for the purpose of pre-court custody is based on proximity to a youth detention centre. There will be instances therefore where a young person will be kept in a police watch house rather than in a youth detention centre prior to their court appearance.

Source: Youth Justice Services, Department of Justice and Attorney-General

Young males continue to outnumber young females in youth detention, accounting for more than 80% of young people on average in any given period (Figure 10). In 2015–16, the rate of young males in youth detention per 10,000 males aged 10–17 years was 6.1, compared to that of young females at 1.4 per 10,000 females aged 10–17 years.

However, the increased number of young females entering youth detention has been an emerging issue with the proportion of young females in detention more than doubling in recent years, from 8.0% in 2011–12 to 18.0% in 2015–16.

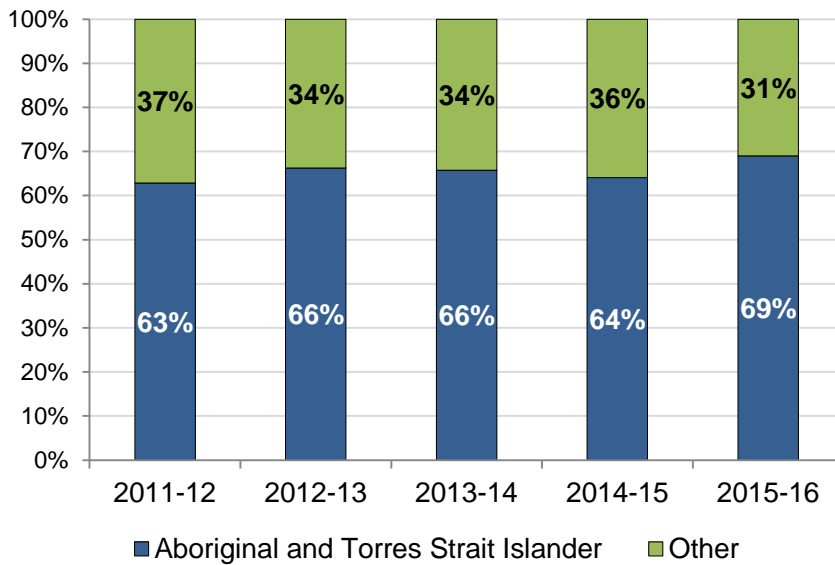
**Figure 10** Average daily number of young people in youth detention, by sex



Source: Youth Justice Services, Department of Justice and Attorney-General

Young Aboriginal and Torres Strait Islander people continue to dominate the numbers in youth detention, accounting for two out of every three young people in youth detention on an average day (Figure 11).

**Figure 11** Percentage of average daily number of young people in youth detention, by Indigenous status<sup>(a)</sup>



(a) "Other" includes young people who have not identified as Aboriginal and/or Torres Strait Islander or whose Indigenous status is unknown.

Source: Youth Justice Services, Department of Justice and Attorney-General

Young Aboriginal and Torres Strait Islander people aged 10–17 years were 27 times as likely as other young people to have been in youth detention in 2015–16<sup>3</sup> (Table 30).

**Table 30** Rate of young people in youth detention per 10,000, by Indigenous status

	2011–12	2012–13	2013–14	2014–15	2015–16
Aboriginal and/or Torres Strait Islander	24.6	29.5	32.8	29.9	35.2
Other <sup>(a)</sup>	1.2	1.2	1.4	1.3	1.3

(a) "Other" includes young people who have not identified as Aboriginal and/or Torres Strait Islander or whose Indigenous status is unknown.

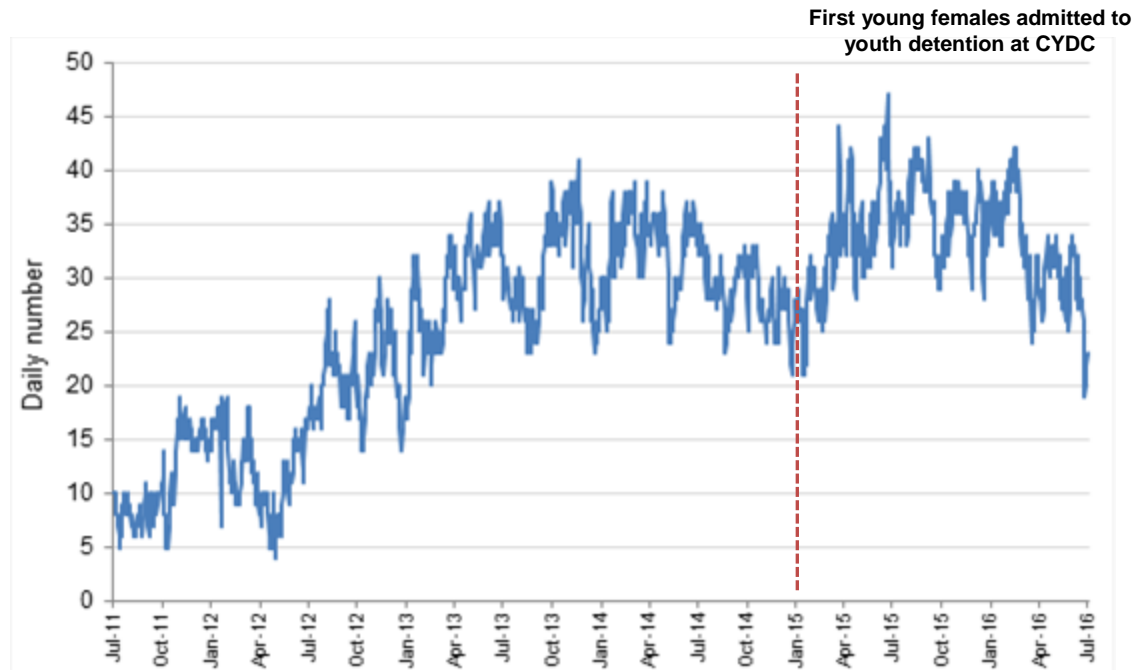
Source: Youth Justice Services, Department of Justice and Attorney-General; ABS 3235.0, Population by Age and Sex, Regions of Australia unpublished data

<sup>3</sup> The rate at which young people were in youth detention per 10,000 young people aged 10–17 years is based on the average daily number of young people in detention, by Indigenous status.



Figure 12 shows the total daily number of young females in Brisbane and Cleveland youth detention centres between 1 July 2011 and 30 June 2016. Young females were admitted to the Cleveland Youth Detention Centre (CYDC) for the first time on 22 January 2015. Prior to this date, young females who were admitted to detention (either remanded in custody or sentenced) were transferred to the Brisbane Youth Detention Centre (BYDC).

**Figure 12** Total daily number of young females in youth detention, 1 July 2011 to 30 June 2016



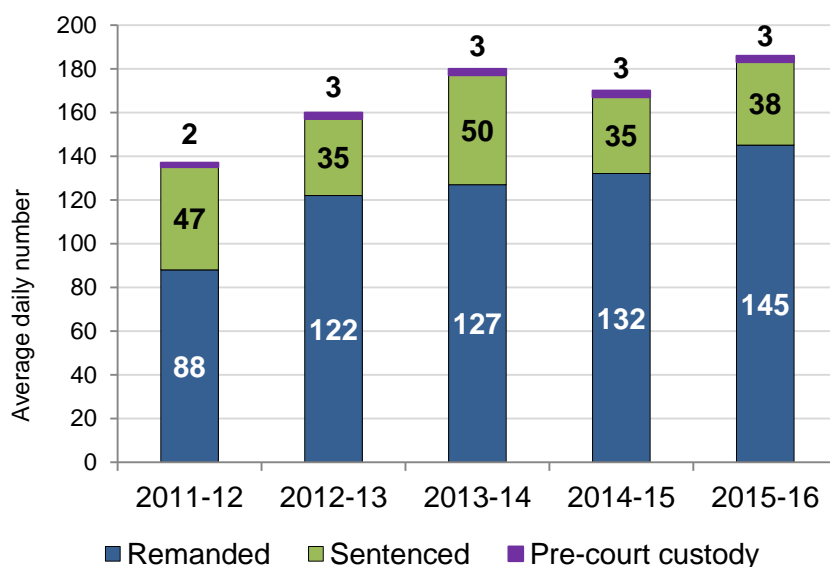
Source: Youth Justice Services, Department of Justice and Attorney-General

## Remand in custody

The average daily number of young people in youth detention on remand increased to 145 per day in 2015–16 compared with 132 in the previous year. At the same time, the average daily number in sentenced detention increased to 38 young people per day compared to 35 in the previous period (Figure 13).

The majority of young people in youth detention are held on remand, with this majority increasing from 64% to 78% over the last five periods.

**Figure 13** Average daily number of young people in youth detention, by legal status



Source: Youth Justice Services, Department of Justice and Attorney-General

In 2015–16, the average length of time young people spent in youth detention per remand in custody episode was 40 days, compared with an average of 35 days in 2014–15.

Of all detention orders made in 2015–16, 44% resulted in the young person being released from court following sentencing with no time remaining to serve in custody. In 25% of all detention orders the young person was not required to serve a supervised release order. This reflects the number of detention orders where the full duration of the detention order had been served as pre-sentence custody. Just over half of all detention orders (56%) resulted in the young person serving a period of custody following sentencing.

**Table 31** Detention orders by custody status at time of sentencing

Sentenced detention period <sup>(a, b)</sup>	2011–12	2012–13	2013–14	2014–15	2015–16
Released directly from court following sentencing	30%	51%	32%	37%	44%
<i>Without a supervised release order</i>	17%	30%	18%	22%	25%
<i>With a supervised release order</i>	13%	21%	14%	15%	18%
Custodial period to serve following sentencing	70%	49%	68%	63%	56%

(a) If a young person received multiple concurrent detention orders at the same sentencing event, only the longest detention order is counted.

(b) Subtotals may not sum to totals due to rounding.

Source: Youth Justice Services, Department of Justice and Attorney-General

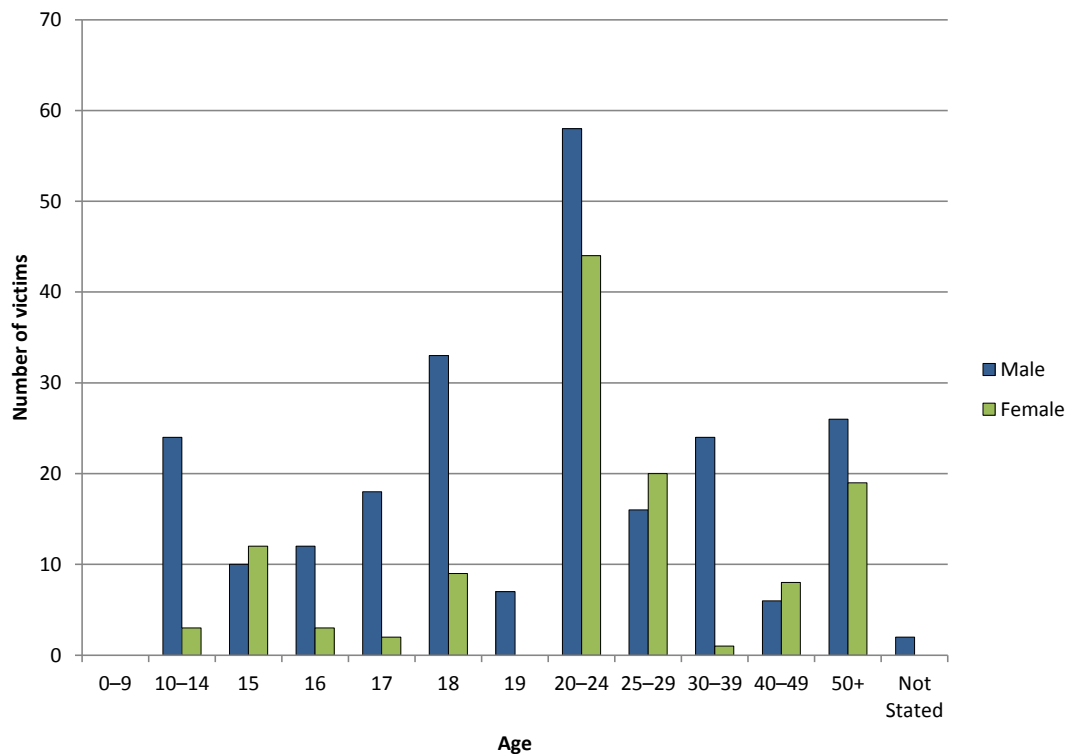
## VICTIMS OF JUVENILE OFFENDERS

Data relating to the victims of juvenile offenders were extracted from Queensland Police Service's statistical system for incidents, where at least one of the offenders identified was under the age of 17 years. The incidents extracted were restricted to those involving an offence against the person and where the age of the offender was known. This is the context in which all victims data are reported in this report.

Of the 3,929 victims of offences against the person by juvenile offenders in 2015–16, the majority were under the age of 20 years (53.5% of those where age was recorded), with 28.5% aged 10 to 14 years, and 17.8% aged 15 to 19 years. Only 8.7% of victims were aged 50 years or over.

Assault victims accounted for 66.9% of all victims of juvenile offenders, with 25.5% of those victims aged between 25 and 39 years, 25.5% aged between 10 and 14 years, and a further 24.1% aged 40 years and over. (Figure 14)

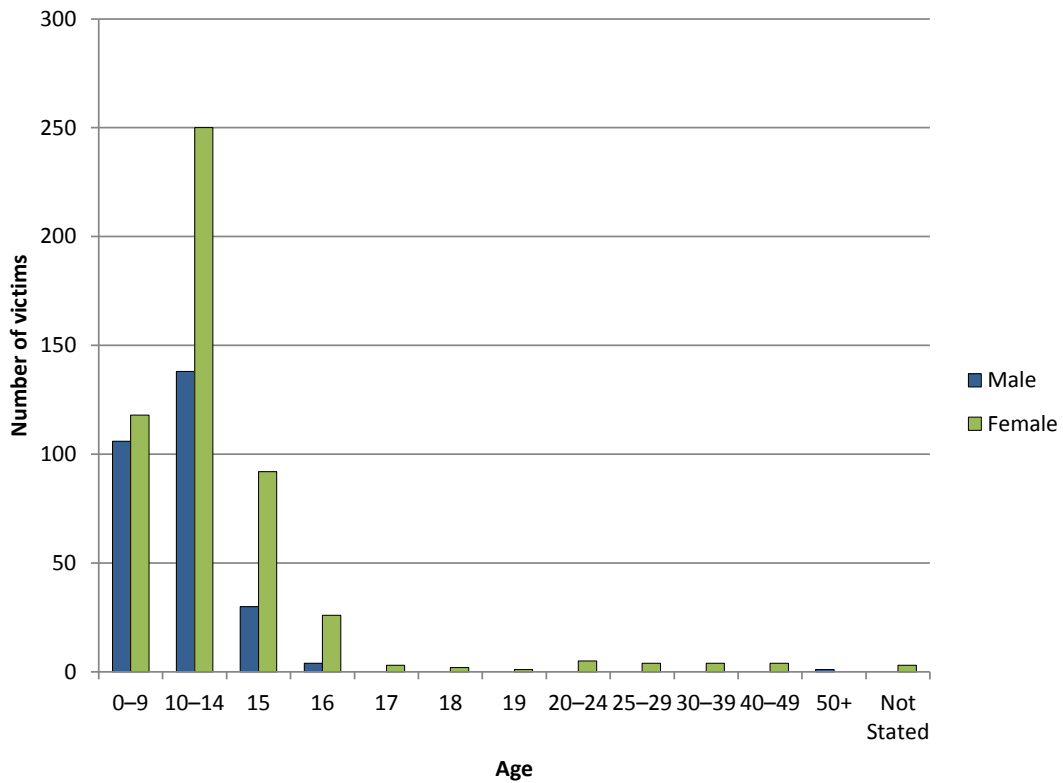
**Figure 14** Victims of acts intended to cause injury by juvenile offenders, by age and sex of victim, 2015–16



Source: Queensland Police Service unpublished data

Victims of sexual assault and related offences accounted for a further 20.2% of offences against the person by juvenile offenders. Victims aged 10 to 14 years accounted for 48.9% of those, and a further 28.5% were under 10 years of age. (Figure 15)

**Figure 15** Victims of sexual assault and related offences by juvenile offenders, by age and sex of victim, 2015–16



Source: Queensland Police Service unpublished data

For all offences against the person committed by juveniles, 53.8% of victims were male. Females comprised 64.6% of sexual offences victims and 41.7% of assault victims, while males comprised 66.1% of robbery victims and 58.2% of assault victims.

# APPENDIX

## Detailed tables

All tables represent data for Queensland only, for both 2014–15 and 2015–16.

Source: Courts Database, Queensland Government Statistician's Office, September 2016

### Summary

Table 1 All Courts: Charges against juveniles disposed of by offence type and court

### Magistrates Court (committals)

Table 2 Juvenile defendants and charges committed for sentence or trial by statistical area level 4 (SA4)

### Magistrates Court (dispositions)

Table 3 Juvenile defendants disposed of by age and sex

Figure 1 Juvenile defendants disposed of by age

Table 4 Juvenile defendants and charges disposed of by SA4

Table 5 Juvenile offenders by most serious penalty and sex

Figure 2 Juvenile offenders by most serious penalty

### Childrens Court of Queensland

Table 6 Juvenile defendants disposed of by age and sex

Figure 3 Juvenile defendants disposed of by age

Table 7 Juvenile defendants and charges disposed of by SA4

Table 8 Juvenile offenders by most serious penalty and sex

Figure 4 Juvenile offenders by most serious penalty

### District and Supreme Courts

Table 9 Juvenile defendants disposed of by age and sex

Figure 5 Juvenile defendants disposed of by age

Table 10 Juvenile defendants and charges disposed of by SA4

Table 11 Juvenile offenders by most serious penalty and sex

Figure 6 Juvenile offenders by most serious penalty

### All Courts

Table 12 Juvenile defendants disposed of by age and sex

Figure 7 Juvenile defendants disposed of by age

**Table 1 All courts: Charges against against juvenile defendants<sup>(a)</sup> disposed of by offence type and court type, Queensland**

Offence type	2014–15r				2015–16			
	Magistrates Court <sup>(b)</sup>	Childrens Court of Qld	District & Supreme Courts	Total	Magistrates Court <sup>(b)</sup>	Childrens Court of Qld	District & Supreme Courts	Total
<b>Homicide &amp; related offences</b>	—	—	4	4	1	—	—	1
Murder	—	—	1	1	—	—	—	—
Attempted murder	—	—	2	2	1	—	—	1
Manslaughter and driving causing death	—	—	1	1	—	—	—	—
<b>Acts intended to cause injury</b>	1,146	190	17	1,353	1,081	142	10	1,233
Assault	1,140	189	17	1,346	1,071	141	10	1,222
Acts intended to cause injury, nec	6	1	—	7	10	1	—	11
<b>Sexual assault &amp; related offences</b>	41	234	12	287	33	218	3	254
Sexual assault	27	153	9	189	13	171	2	186
Non-assaultive sexual offences	14	81	3	98	20	47	1	68
<b>Dangerous or negligent acts</b>	281	23	—	304	252	27	—	279
Dangerous operation of a vehicle	114	18	—	132	96	18	—	114
Other dangerous or negligent acts	167	5	—	172	156	9	—	165
<b>Abduction &amp; related offences</b>	70	12	2	84	95	6	—	101
Abduction and kidnapping	1	2	—	3	—	—	—	—
Deprivation of Liberty	3	3	—	6	7	3	—	10
Harrassment and Threatening Behaviour	66	7	2	75	88	3	—	91
<b>Robbery &amp; extortion</b>	50	204	2	256	64	203	2	269
Robbery	44	201	2	247	60	203	2	265
Blackmail & extortion	6	3	—	9	4	—	—	4
<b>Unlawful entry with intent</b>	3,832	403	16	4,251	4,150	242	8	4,400
<b>Theft &amp; related offences<sup>(c)</sup></b>	6,199	371	9	6,579	6,833	412	15	7,260
Motor vehicle theft & related offences	1,550	189	6	1,745	1,781	198	12	1,991
Other theft & related offences	1	—	—	1	—	—	—	—
Receiving or handling proceeds of crime	964	37	—	1,001	967	28	—	995
Theft (except motor vehicles)	3,684	145	3	3,832	4,085	186	3	4,274
<b>Deception &amp; related offences</b>	917	17	—	934	884	43	—	927
Obtain benefit by deception	455	6	—	461	457	2	—	459
Forgery & counterfeiting	—	—	—	—	17	—	—	17
Deceptive business/government practices	—	—	—	—	—	—	—	—
Other fraud and deception offences	462	11	—	473	410	41	—	451
<b>Illicit drug offences</b>	1,133	78	2	1,213	1,189	48	—	1,237
Deal or traffic in illicit drugs	114	47	—	161	78	12	—	90
Manufacture or cultivate illicit drugs	18	—	—	18	25	1	—	26
Possess &/or use illicit drugs	393	15	—	408	465	20	—	485
Other illicit drug offences	608	16	2	626	621	15	—	636
<b>Weapons &amp; explosives offences</b>	222	8	1	231	213	5	—	218
Prohibited weapons/explosives offences	17	3	—	20	21	1	—	22
Regulated weapons/explosives offences	205	5	1	211	192	4	—	196
<b>Property damage</b>	3,699	200	9	3,908	2,679	131	6	2,816
Property damage	3,699	200	9	3,908	2,678	131	6	2,815
Environmental pollution	—	—	—	—	1	—	—	1
<b>Public order offences</b>	2,923	30	5	2,958	2,823	38	1	2,862
<b>Road traffic offences</b>	1,348	23	1	1,372	1,478	41	—	1,519
<b>Justice &amp; government offences</b>	1,337	50	2	1,389	1,630	48	—	1,678
Breach of justice order <sup>(d)</sup>	44	10	—	54	66	—	—	66
Offences against government operations	63	5	—	68	272	10	—	282
Offences against government security	3	—	—	3	1	—	—	1
Offences against justice procedures	1,227	35	2	1,264	1,291	38	—	1,329
<b>Miscellaneous offences</b>	52	2	—	54	35	—	—	35
<b>Total</b>	<b>23,250</b>	<b>1,845</b>	<b>82</b>	<b>25,177</b>	<b>23,440</b>	<b>1,604</b>	<b>45</b>	<b>25,089</b>

(a) A person is counted as a defendant more than once if disposed of more than once during the reference period.

(b) Charges are disposed of at Magistrates Court level by conviction, dismissal or withdrawal, but not by committal or referral to youth justice conference.

(c) Total includes offences not further disaggregated.

(d) Includes offences such as breach of bail, breach of domestic violence protection order, and escape custody.

Source: Courts Database, Queensland Government Statistician's Office, September 2016

**Table 2 Magistrates court: Juvenile charges committed for sentence or trial by SA4, Queensland**

Statistical area level 4 (SA4)	2014–15r			2015–16		
	Defendants (a)	Charges	Charges per defendant	Defendants (a)	Charges	Charges per defendant
Brisbane Inner City	44	146	3.32	46	179	3.89
Brisbane East	6	13	2.17	2	8	4.00
Brisbane South	5	11	2.20	2	6	3.00
Cairns	39	132	3.38	40	300	7.50
Darling Downs–Maranoa	5	20	4.00	2	3	1.50
Fitzroy	12	26	2.17	7	12	1.71
Gold Coast	24	48	2.00	56	172	3.07
Ipswich	41	125	3.05	44	123	2.80
Logan–Beaudesert	44	163	3.70	46	154	3.35
Mackay	10	105	10.50	6	13	2.17
Moreton Bay–North	31	109	3.52	21	137	6.52
Moreton Bay–South	10	68	6.80	4	14	3.50
Queensland–Outback	5	7	1.40	8	26	3.25
Sunshine Coast	15	30	2.00	8	12	1.50
Toowoomba	13	39	3.00	16	59	3.69
Townsville	21	78	3.71	13	38	2.92
Wide Bay	16	27	1.69	20	165	8.25
<b>Total</b>	<b>341</b>	<b>1,147</b>	<b>3.36</b>	<b>341</b>	<b>1,421</b>	<b>4.17</b>

(a) Defendants here include those whose appearance resulted in a committal to a higher court for sentence or trial, regardless of whether or not this was their most serious outcome. A person is counted as a defendant more than once if committed more than once during the reference period.

Source: Courts Database, Queensland Government Statistician's Office, September 2016

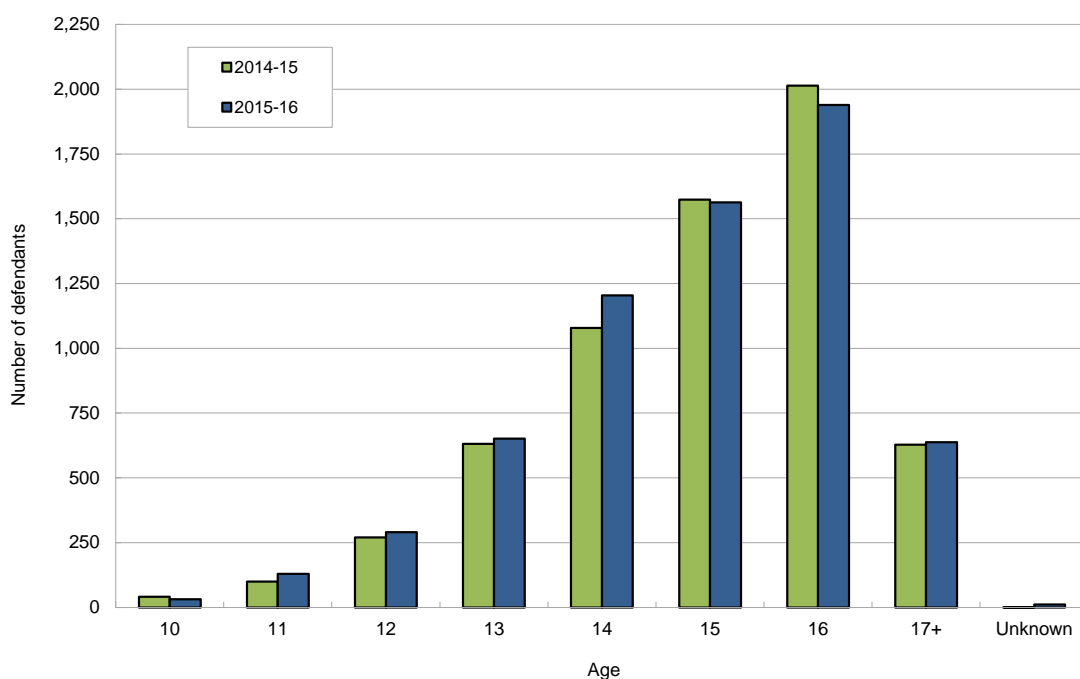
**Table 3 Magistrates Court: Juvenile defendants<sup>(a)</sup> disposed of by age and sex, Queensland**

Age	2014–15r			2015–16			Percentage change		
	Male	Female	Total <sup>(b)</sup>	Male	Female	Total <sup>(b)</sup>	Male	Female	Total
10	32	9	41	29	2	31	-9.4	-77.8	-24.4
11	76	24	100	107	22	129	40.8	-8.3	29.0
12	210	60	270	212	78	290	1.0	30.0	7.4
13	459	172	631	491	160	651	7.0	-7.0	3.2
14	748	331	1,079	859	344	1,204	14.8	3.9	11.6
15	1,151	422	1,574	1,098	465	1,563	-4.6	10.2	-0.7
16	1,529	485	2,014	1,457	481	1,939	-4.7	-0.8	-3.7
17+	488	140	628	513	124	638	5.1	-11.4	1.6
Unknown	—	1	1	9	2	11	..	100.0	1,000.0
<b>Total</b>	<b>4,693</b>	<b>1,644</b>	<b>6,338</b>	<b>4,775</b>	<b>1,678</b>	<b>6,456</b>	<b>1.7</b>	<b>2.1</b>	<b>1.9</b>

(a) A person is counted as a defendant more than once if disposed of more than once during the reference period.  
 (b) Includes four defendants with unknown gender.

Source: Courts Database, Queensland Government Statistician's Office, September 2016

**Figure 1 Magistrates Court: Juvenile defendants<sup>(a)</sup> disposed of by age, Queensland**



(a) A person is counted as a defendant more than once if disposed of more than once during the reference period.

Source: Courts Database, Queensland Government Statistician's Office, September 2016



**Table 4 Magistrates Court: Juvenile defendants<sup>(a)</sup> and charges disposed of by SA4, Queensland**

Statistical area level 4 (SA4)	2014–15r			2015–16		
	Defendants	Charges	Charges per defendant	Defendants	Charges	Charges per defendant
Brisbane Inner City	521	2,328	4.47	551	2,043	3.71
Brisbane–East	167	658	3.94	138	400	2.90
Brisbane–North	14	31	2.21	3	5	1.67
Brisbane–South	52	164	3.15	68	358	5.26
Cairns	711	2,248	3.16	814	3,157	3.88
Queensland–Outback	566	1,822	3.22	522	1,722	3.30
Townsville	675	2,340	3.47	608	2,390	3.93
Logan–Beaudesert	570	2,954	5.18	629	2,752	4.38
Fitzroy	355	1,193	3.36	460	1,912	4.16
Mackay	121	334	2.76	149	481	3.23
Wide Bay	523	1,762	3.37	488	1,453	2.98
Moreton Bay–North	324	1,131	3.49	252	993	3.94
Moreton Bay–South	144	592	4.11	119	458	3.85
Sunshine Coast	235	1,406	5.98	267	807	3.02
Gold Coast	317	991	3.13	437	1,421	3.25
Darling Downs–Maranoa	147	490	3.33	176	484	2.75
Ipswich	625	1,977	3.16	468	1,680	3.59
Toowoomba	271	829	3.06	307	924	3.01
<b>Total</b>	<b>6,338</b>	<b>23,250</b>	<b>3.67</b>	<b>6,456</b>	<b>23,440</b>	<b>3.63</b>

(a) A person is counted as a defendant more than once if disposed of more than once during the reference period.

Source: Courts Database, Queensland Government Statistician's Office, September 2016

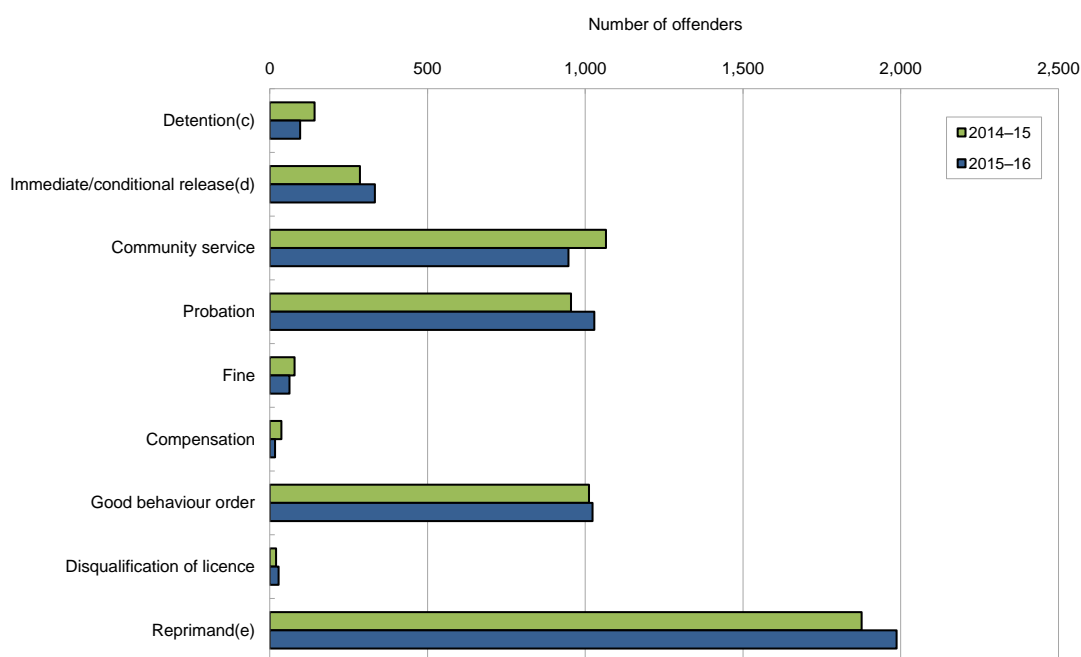
**Table 5 Magistrates Court: Juvenile offenders<sup>(a)</sup> by most serious penalty and sex, Queensland**

Penalty <sup>(b)</sup>	2014–15 <sup>r</sup>			2015–16			Percentage change		
	Male	Female	Total	Male	Female	Total <sup>(f)</sup>	Male	Female	Total
Detention <sup>(c)</sup>	116	26	142	77	19	96	-33.6	-26.9	-32.4
Immediate/conditional release <sup>(d)</sup>	241	45	286	290	43	333	20.3	-4.4	16.4
Community service	883	183	1,066	780	166	947	-11.7	-9.3	-11.2
Probation	680	275	955	760	269	1,029	11.8	-2.2	7.7
Fine	60	19	79	56	7	63	-6.7	-63.2	-20.3
Compensation	29	8	37	14	3	17	-51.7	-62.5	-54.1
Good behaviour order	749	262	1,012	735	288	1,023	-1.9	9.9	1.1
Disqualification of licence	17	3	20	22	6	28	29.4	100.0	40.0
Reprimand <sup>(e)</sup>	1,286	590	1,876	1,374	612	1,987	6.8	3.7	5.9
<b>Total</b>	<b>4,061</b>	<b>1,411</b>	<b>5,473</b>	<b>4,108</b>	<b>1,413</b>	<b>5,523</b>	<b>1.2</b>	<b>0.1</b>	<b>0.9</b>

- (a) A person is counted as an offender more than once if disposed of more than once during the reference period.
- (b) In descending order of seriousness.
- (c) Includes intensive supervision, imprisonment, intensive correction and boot camp orders.
- (d) Includes immediate release order and conditional release order.
- (e) Includes other minor penalties such as convicted not punished.
- (f) Includes three defendants with unknown gender.

Source: Courts Database, Queensland Government Statistician's Office, September 2016

**Figure 2 Magistrates Court: Juvenile offenders<sup>(a)</sup> by most serious penalty, Queensland**



- (a) A person is counted as an offender more than once if disposed of more than once during the reference period.

Source: Courts Database, Queensland Government Statistician's Office, September 2016

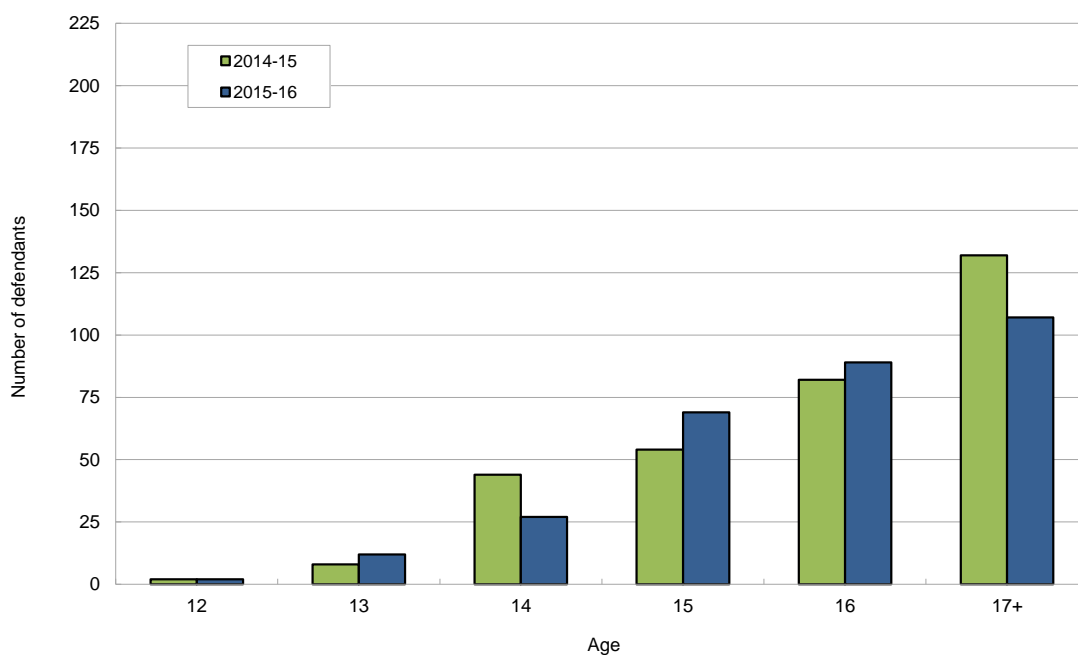
**Table 6 Childrens Court of Queensland: Juvenile defendants<sup>(a)</sup> disposed of by age and sex, Queensland**

Age	2014–15r			2015–16			Percentage change		
	Male	Female	Total	Male	Female	Total	Male	Female	Total
12	2	—	2	1	1	2	-50.0	..	—
13	5	3	8	9	3	12	80.0	—	50.0
14	36	8	44	17	10	27	-52.8	25.0	-38.6
15	44	10	54	44	25	69	—	150.0	27.8
16	69	13	82	69	20	89	—	53.8	8.5
17+	112	20	132	88	19	107	-21.4	-5.0	-18.9
<b>Total</b>	<b>268</b>	<b>54</b>	<b>322</b>	<b>228</b>	<b>78</b>	<b>306</b>	<b>-14.9</b>	<b>44.4</b>	<b>-5.0</b>

(a) A person is counted as a defendant more than once if disposed of more than once during the reference period.

Source: Courts Database, Queensland Government Statistician's Office, September 2016

**Figure 3 Childrens Court of Queensland: Juvenile defendants<sup>(a)</sup> disposed of by age, Queensland**



(a) A person is counted as a defendant more than once if disposed of more than once during the reference period.

Source: Courts Database, Queensland Government Statistician's Office, September 2016

**Table 7 Childrens Court of Queensland: Juvenile defendants<sup>(a)</sup> and charges disposed of by SA4, Queensland**

Statistical area level 4 (SA4)	2014–15r			2015–16		
	Defendants	Charges	Charges per defendant	Defendants	Charges	Charges per defendant
Brisbane Inner City	97	454	4.68	92	504	5.48
Cairns	40	245	6.13	43	293	6.81
Queensland–Outback	7	58	8.29	5	9	1.80
Townsville	21	120	5.71	25	152	6.08
Logan–Beaudesert	50	538	10.76	37	208	5.62
Fitzroy	14	34	2.43	12	59	4.92
Mackay	8	60	7.50	7	110	15.71
Wide Bay	9	27	3.00	17	39	2.29
Sunshine Coast	14	34	2.43	13	45	3.46
Gold Coast	20	92	4.60	26	77	2.96
Darling Downs–Maranoa	1	1	1.00	—	—	. .
Ipswich	24	117	4.88	15	24	1.60
Toowoomba	17	65	3.82	14	84	6.00
<b>Total</b>	<b>322</b>	<b>1,845</b>	<b>5.73</b>	<b>306</b>	<b>1,604</b>	<b>5.24</b>

(a) A person is counted as a defendant more than once if disposed of more than once during the reference period.

Source: Courts Database, Queensland Government Statistician's Office, September 2016

**Table 8 Childrens Court of Queensland: Juvenile offenders<sup>(a)</sup> by most serious penalty and sex, Queensland**

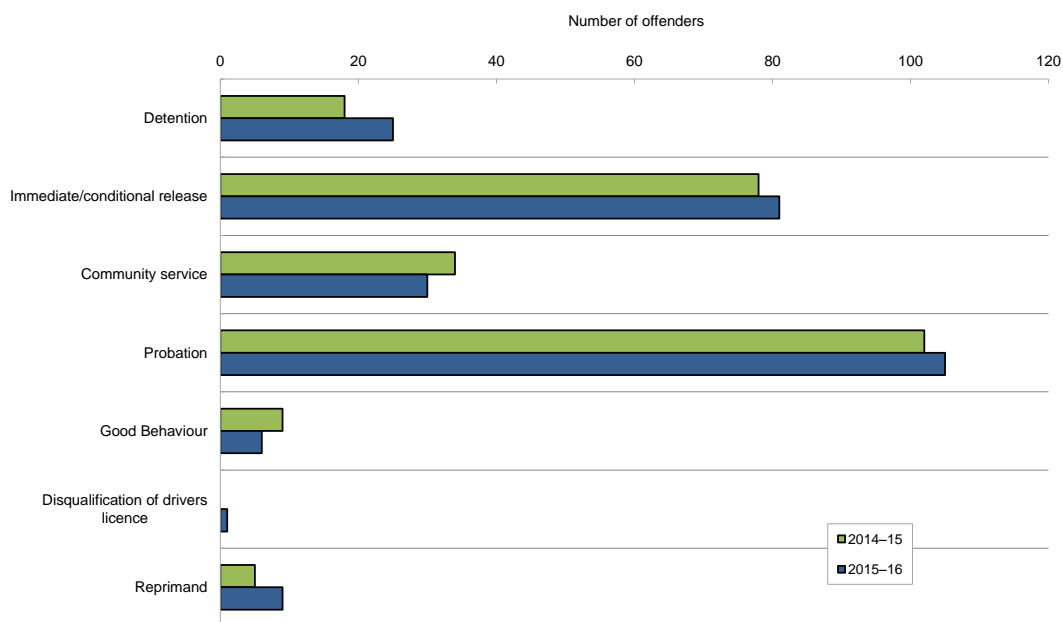
Penalty <sup>(b)</sup>	2014–15r			2015–16			Percentage change		
	Male	Female	Total	Male	Female	Total	Male	Female	Total
Detention	16	2	18	21	4	25	31.3	100.0	38.9
Immediate/conditional release	61	17	78	58	23	81	-4.9	35.3	3.8
Community service	27	7	34	24	6	30	-11.1	-14.3	-11.8
Probation	84	18	102	76	29	105	-9.5	61.1	2.9
Good behaviour order	9	—	9	3	3	6	-66.7	..	-33.3
Disqualification of drivers licence	—	—	—	1	—	1	..	..	..
Reprimand	4	1	5	7	2	9	75.0	100.0	80.0
<b>Total</b>	<b>201</b>	<b>45</b>	<b>246</b>	<b>190</b>	<b>67</b>	<b>257</b>	<b>-5.5</b>	<b>48.9</b>	<b>4.5</b>

(a) A person is counted as an offender more than once if disposed of more than once during the reference period.

(b) In descending order of seriousness.

Source: Courts Database, Queensland Government Statistician's Office, September 2016

**Figure 4 Childrens Court of Queensland: Juvenile offenders<sup>(a)</sup> by most serious penalty, Queensland**



(a) A person is counted as an offender more than once if disposed of more than once during the reference period.

Source: Courts Database, Queensland Government Statistician's Office, September 2016

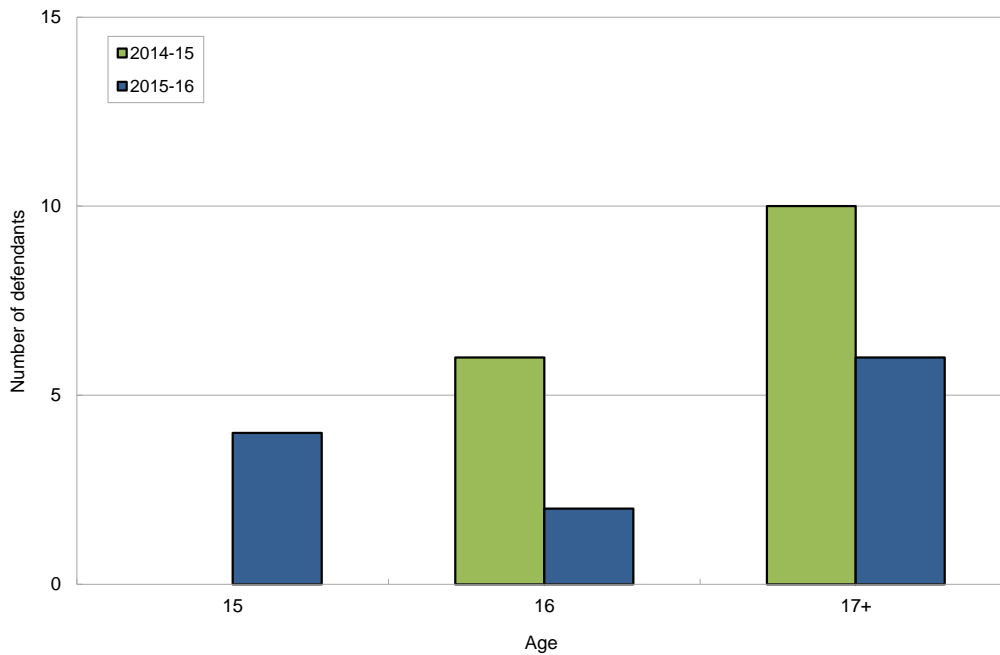
**Table 9 Supreme and District Courts: Juvenile defendants<sup>(a)</sup> disposed of by age and sex, Queensland**

Age	2014–15r			2015–16		
	Male	Female	Total	Male	Female	Total
15	—	—	—	4	—	4
16	6	—	6	2	—	2
17+	8	2	10	6	—	6
<b>Total</b>	<b>14</b>	<b>2</b>	<b>16</b>	<b>12</b>	<b>—</b>	<b>12</b>

(a) A person is counted as a defendant more than once if disposed of more than once during the reference period.

Source: Courts Database, Queensland Government Statistician's Office, September 2016

**Figure 5 Supreme and District Courts: Juvenile defendants<sup>(a)</sup> disposed of by age, Queensland**



(a) A person is counted as a defendant more than once if disposed of more than once during the reference period.

Source: Courts Database, Queensland Government Statistician's Office, September 2016

**Table 10 Supreme and District Courts: Juvenile defendants<sup>(a)</sup> and charges disposed of by SA4, Queensland**

Statistical area level 4 (SA4)	2014–15r			2015–16		
	Defendants	Charges	Charges per defendant	Defendants	Charges	Charges per defendant
Brisbane Inner City <sup>(b)</sup>	10	36	3.60	5	34	6.80
Logan–Beaudesert	1	10	10.00	—	—	..
Queensland–Outback	1	30	30.00	—	—	..
Gold Coast	—	—	..	4	7	1.75
Ipswich	2	3	1.50	1	2	2.00
Fitzroy	1	2	2.00	1	1	1.00
Wide Bay	1	1	1.00	—	—	..
Sunshine Coast	—	—	..	1	1	1.00
<b>Total</b>	<b>16</b>	<b>82</b>	<b>5.13</b>	<b>12</b>	<b>45</b>	<b>3.75</b>

(a) A person is counted as a defendant more than once if disposed of more than once during the reference period.

(b) Includes Supreme and District Courts.

Source: Courts Database, Queensland Government Statistician's Office, September 2016

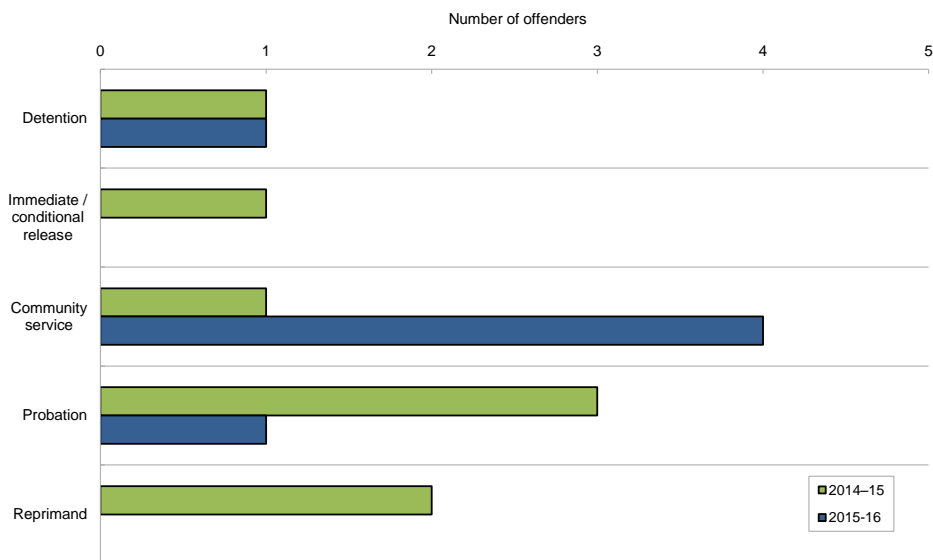
**Table 11 Supreme and District Courts: Juvenile offenders<sup>(a)</sup> by most serious penalty and sex, Queensland**

Penalty <sup>(b)</sup>	2014–15r			2015–16		
	Male	Female	Total	Male	Female	Total
Detention	—	1	1	1	—	1
Immediate/conditional release	1	—	1	—	—	—
Community service	1	—	1	4	—	4
Probation	3	—	3	1	—	1
Reprimand	2	—	2	—	—	—
<b>Total</b>	<b>7</b>	<b>1</b>	<b>8</b>	<b>6</b>	<b>—</b>	<b>6</b>

(a) A person is counted as an offender more than once if disposed of more than once during the reference period.  
 (b) In descending order of seriousness.

Source: Courts Database, Queensland Government Statistician's Office, September 2016

**Figure 6 Supreme and District Courts: Juvenile offenders<sup>(a)</sup> by most serious penalty, Queensland**



(a) A person is counted as an offender more than once if disposed of more than once during the reference period.

Source: Courts Database, Queensland Government Statistician's Office, September 2016



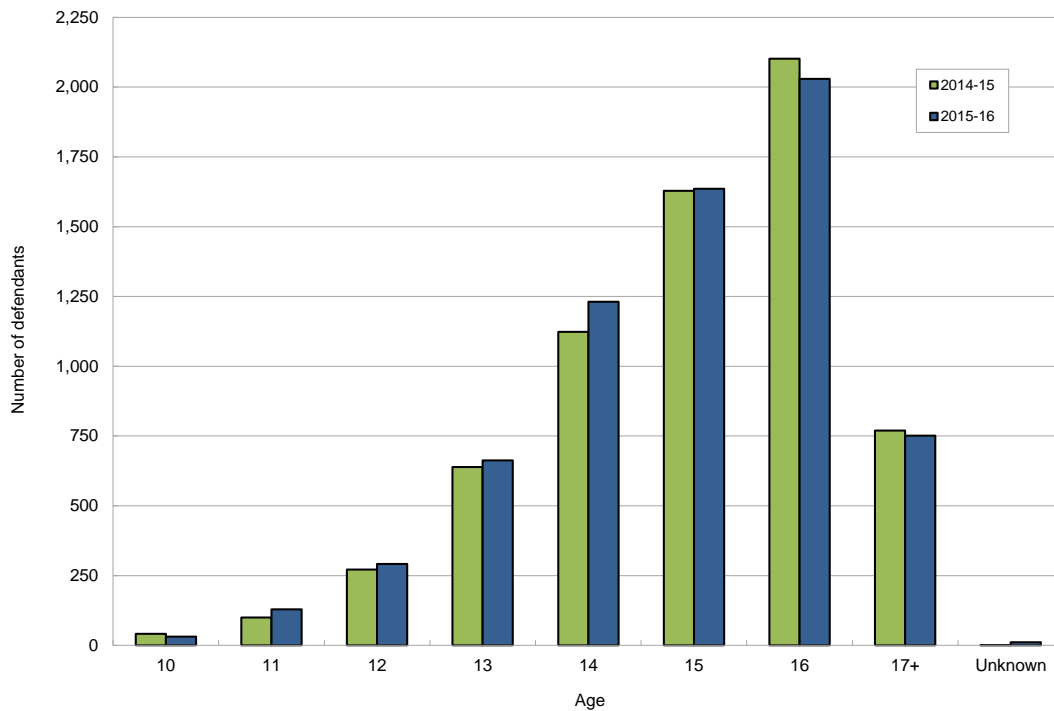
**Table 12 All Courts: Juvenile defendants<sup>(a)</sup> disposed of by age and sex, Queensland**

Age	2014–15r			2015–16			Percentage change		
	Male	Female	Total <sup>(b)</sup>	Male	Female	Total <sup>(b)</sup>	Male	Female	Total
10	32	9	41	29	2	31	-9.4	-77.8	-24.4
11	76	24	100	107	22	129	40.8	-8.3	29.0
12	212	60	272	213	79	292	0.5	31.7	7.4
13	464	175	639	500	163	663	7.8	-6.9	3.8
14	784	339	1,123	876	354	1,231	11.7	4.4	9.6
15	1,195	432	1,628	1,146	490	1,636	-4.1	13.4	0.5
16	1,604	498	2,102	1,528	501	2,030	-4.7	0.6	-3.4
17+	608	162	770	607	143	751	-0.2	-11.7	-2.5
Unknown	—	1	1	9	2	11	. .	100.0	1,000.0
<b>Total<sup>(c)</sup></b>	<b>4,975</b>	<b>1,700</b>	<b>6,676</b>	<b>5,015</b>	<b>1,756</b>	<b>6,774</b>	<b>0.8</b>	<b>3.3</b>	<b>1.5</b>

- (a) A person is counted as a defendant more than once if disposed of more than once during the reference period.
- (b) Includes four defendants with unknown gender.
- (c) Includes charges disposed of at Magistrates Court level by conviction, dismissal or withdrawal, but not by committal or referral to conference.

Source: Courts Database, Queensland Government Statistician’s Office, September 2016

**Figure 7 All Courts: Juvenile defendants<sup>(a)</sup> disposed of by age, Queensland**



- (a) A person is counted as a defendant more than once if disposed of more than once during the reference period.

Source: Courts Database, Queensland Government Statistician’s Office, September 2016